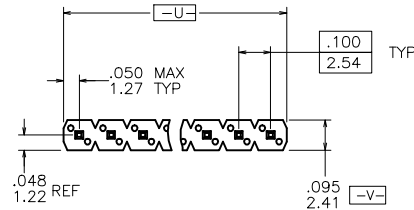
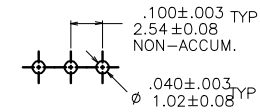


PRODUCT NUMBER
10082627-XXYH TLF

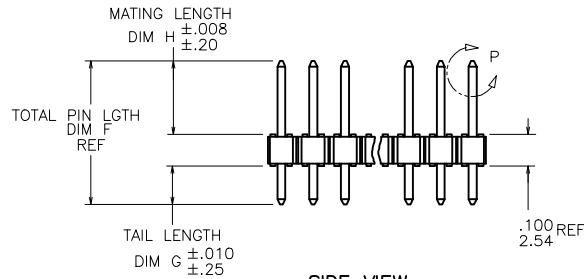
- LEAD FREE OPTION
SEE NOTE 1,11
- TUBE PACKAGING OPTION
SEE NOTE 1
- HIGH TEMPERATURE PLASTIC
SEE NOTE 1
- NO. OF POSITIONS
SEE NOTE 1
- PIN PLATING
SEE SHEET 2
- BASE PART NO.



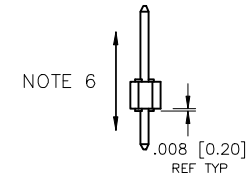
TOP VIEW



RECOMMENDED HOLE PATTERN



SIDE VIEW



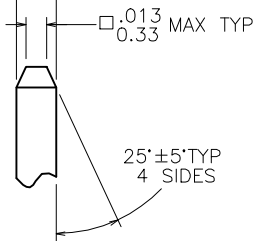
END VIEW

⊕ ∅ .020/.51 Ⓜ U Ⓜ V Ⓢ

NOTE 4

□ .025±.001
□ 0.64±.03 TYP

□ .013 MAX TYP



DETAIL P
TYP BOTH ENDS

mat'l. code		surface		tolerance		projection		product family	
NOTES 2 & 3		ISO 1302 ✓		ISO 406 ISO 1101				BERGSTIK	
lir	ecm no	dr	date	tolerances unless otherwise specified		INCH/MM		file	
A	M07-0523	MHT	9/21/07	linear	XX±.01/XX±0.3	scale 2:1		BERGSTIK® II HEADER	
B	M08-0007	MHT	1/10/08		XXX±.005/XXX±0.13			.100 SR SELF-RET	
C	M08-0044	MHT	2/15/07		XXXX±.0020/XXX±0.051			dwg no	
D	M08-0279	MHT	9/30/08	dr	M.HERNANDEZ	9/21/07		sheet 1 of 4 size	
E	M09-0157	MHT	9/11/09	engr	S.FIERRO	9/21/07		10082627 A3	
				chr	S.FIERRO	9/21/07		type	
				appd	S.FIERRO	9/21/07		Product Customer Drawing	
sheet	revision	E	E	E	E	E	E		
index	sheet	1	2	3	4				

PIN PLATING CODES:	
10082627-1YY	30u"/0.76u MIN (SEE NOTE 12) OVER 50u"/1.27u MIN Ni
10082627-2YY	15u"/0.38u MIN (SEE NOTE 12) OVER 50u"/1.27u MIN Ni
10082627-3YY	50u"/1.27u MIN Au OVER 50u"/1.27u MIN Ni
10082627-4YY	100u"/2.54u MIN Sn OVER 50u"/1.27u MIN Ni (SEE NOTE 13)
10082627-5YY	15u"/0.38u MIN (SEE NOTE 12) OVER 50u"/1.27u MIN Ni
10082627-6YY	30u"/0.76u MIN (SEE NOTE 12) OVER 50u"/1.27u MIN Ni

NOTES

1. PART NUMBER OPTIONS:

PIN PLATING CODES (SEE ABOVE)

HIGH TEMP. MATERIAL:

FOR HIGH-TEMPERATURE APPLICATIONS, SPECIFY AN "H" AT THE END OF THE PART NUMBER, AND PCT WILL BE SUPPLIED.

NUMBER OF POSITION:

ANY NUMBER OF POSITIONS FROM 2 THRU 36.

PACKAGING:

PACKAGED IN POLY BAGS.

TWELVE DIGIT PART NUMBERS FOLLOWED BY A "T" ARE PACKAGED IN TUBES. SEE SPECIFIC PART NUMBERS FOR AVAILABILITY.

LEAD FREE:

ADD "HLF" SUFFIX AT THE END OF PART NUMBER FOR LEAD FREE OPTION, NOT AVAILABLE FOR -5YY, -5YYH, -6YY & -6YYH.

2. BODY MATERIAL:

MANUFACTURER'S OPTION OF NYLON OR PCT, GLASS FIBER REINFORCED, FLAME RETARDENT PER UL-94V-0.

COLOR: BLACK.

OR

MINERAL FILLED LCP FLAME RETARDENT, PER UL-94V-0. COLOR: BLACK.

PART NUMBERS WITH "H" SUFFIX WILL WITHSTAND EXPOSURE TO 260°C PEAK TEMPERATURE FOR 20 SECONDS IN WAVE SOLDER, INFRA-RED OR VAPOR PHASE SOLDER PROCESS.

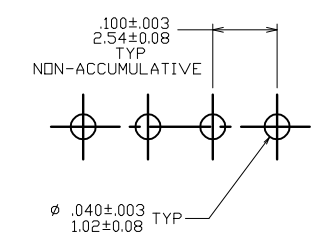
PART NUMBERS WITHOUT "H" SUFFIX WILL WITHSTAND EXPOSURE TO 260°C PEAK TEMPERATURE FOR WAVE SOLDER PROCESS.

- 3. PIN MATERIAL: PHOS-BRONZE.
- 4. MEASURED WITH PART IN RESTRAINED CONDITION.
- 5. TWO SIDES OF PIN TIPS NOT PLATED. TYPICAL BOTH ENDS.
- 6. 2LBS/0.9KG MIN PIN RETENTION IN EITHER DIRECTION.
- 7. ±.010/0.25 TOL APPLIES TO ALL 'G' TAILS EXCEPT INDICATED PARTS ON TABLE WHERE +.010/0.25 -.000/0.00 APPLIES.
- 8. DETAIL N DIMENSIONS APPLY TO 2 POSITION PARTS ONLY
- 9. SECTION R-R DIMENSIONS ONLY APPLY TO RETENTION. PIN POSITIONS FOR 3 POSITION PARTS AND LARGER. RETENTION PIN POSITIONS LOCATED AT MANUFACTURER'S OPTION.
- 10. 5LB/2.3KG MAX INSERTION FORCE AND .25LB/.1KG MIN RETENTION FORCE PER RETENTIVE PIN USING .062/1.57 THICK CIRCUIT BOARDS AND RECOMMENDED HOLE PATTERN.
- 11. THESE PRODUCTS MEETS EUROPEAN UNION DIRECTIVES AND OTHER COUNTRY REGULATION AS DESCRIBED IN GS-22-008.
- 12. PLATING OPTIONS: MAY BE EITHER GOLD OR GXT PLATED AT MANUFACTURER'S OPTION.
- 13. THIS PRODUCT HAS 100% TIN PLATING IN THE INTERFACE AND HAS NOT BEEN TESTED FOR WHISKER GROWTH IN ALL INTERCONNECT ENVIRONMENTS."

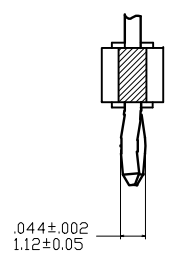
mat'l. code		surface	tolerance	projection	product family
		ISO 1302	ISO 406 ISO 1101		BERGSTIK
ltr	ecm no	dr	date	title	
E				BERGSTIK®II HEADER	
				linear	INCH/MM
				0'±2'	scale 2:1
		dr	M.HERNANDEZ	9/21/07	dwg no
		engr	S.FIERRO	9/21/07	sheet 2 of 4 size
		chr	S.FIERRO	9/21/07	10082627
		appd	S.FIERRO	9/21/07	A3
					type
					Product Customer Drawing
sheet	revision				
index	sheet				



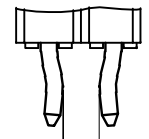
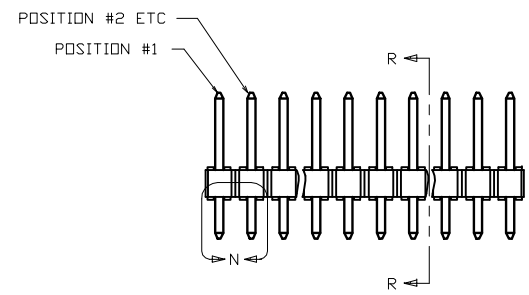
Copyright FCI



RECOMMENDED HOLE PATTERN



SECTION R-R
NOTE 9



TWO POSITION
DETAIL N
NOTE 8

mat'l. code		surface		tolerance		projection		product family	
		ISO 1302		ISO 406				BERGSTIK	
itr		ecp no		dr		date		title	
E								BERGSTIK® II HEADER	
				angles		linear		INCH/MM	
				0°±2'		.XX±.01/XX±.03		.100 SR SELF-RET	
						.XXX±.006/XXX±.013		scale 2:1	
						.XXX±.0020/XXX±0.051		dwg no	
		dr		M.HERNANDEZ		9/21/07		sheet 3 of 4 size	
		engr		S.FIERRO		9/21/07		10082627 A3	
		chr		S.FIERRO		9/21/07		type	
		appd		S.FIERRO		9/21/07		Product Customer Drawing	
sheet		revision							
index		sheet							

PRODUCT NUMBER	TOTAL PIN LENGTH		TAIL LENGTH		MATING LENGTH		PACKAGING	NOTE	RETENTION POSITION	LF OPTION
	DIM F	DIM F	DIM G	DIM G	DIM H	DIM H				
	ENGLISH	METRIC	ENGLISH	METRIC	ENGLISH	METRIC				
10082627-X04H	0.538	13.66	0.120	3.05	0.318	8.08	POLY BAGS/TUBE	-	2,3	NOTE 1,11



Copyright FCJ

mat'l. code		surface ISO 1302		tolerance ISO 406 ISO 1101		projection 		product family BERGSTIK	
ltr	ecn no	dr	date	tolerances unless otherwise specified					
E				angles	linear	.XX±.01/XX±0.3	INCH/MM		title BERGSTIK® II HEADER .100 SR SELF-RET
				0° ±2'		.XXX±.006/XX±0.13	scale 2:1		dwg no 10082627
						.XXX±.0020/XXX±0.051			sheet 4 of 4 size A3
				dr	M.HERNANDEZ	9/21/07			type Product Customer Drawing
				engr	S.FIERRO	9/21/07			
				chr	S.FIERRO	9/21/07			
				appd	S.FIERRO	9/21/07			
sheet	revision								
index	sheet								