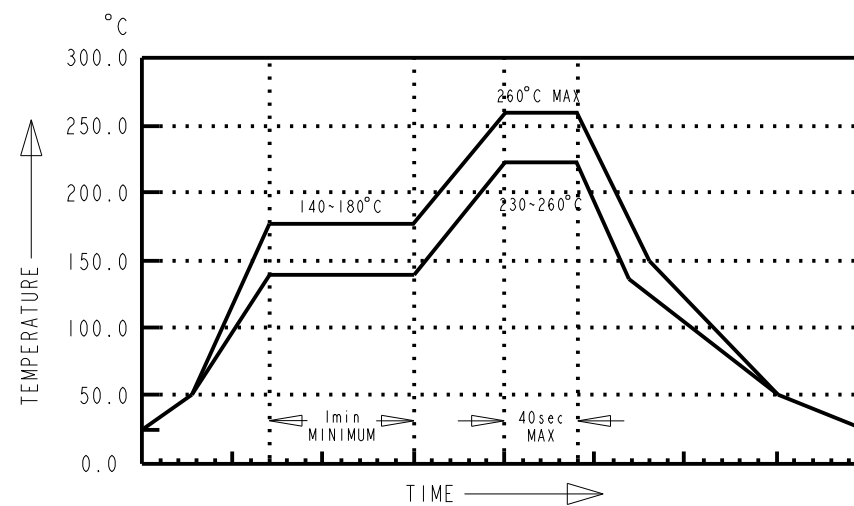


DIALIGHT PART NUMBER	PACKAGING	LED COLOR
597-2003-502F	SAMPLE STRIP	AllInGaP RED (630 nm)
597-2003-507F	7" REEL	
597-2033-502F	SAMPLE STRIP	AllInGaP RED (620 nm)
597-2033-507F	7" REEL	
597-2203-502F	SAMPLE STRIP	AllInGaP ORANGE
597-2203-507F	7" REEL	
597-2323-502F	SAMPLE STRIP	InGaN GREEN
597-2323-507F	7" REEL	
597-2403-502F	SAMPLE STRIP	AllInGaP YELLOW
597-2403-507F	7" REEL	
597-2503-502F	SAMPLE STRIP	AllInGaP YELLOW GREEN
597-2503-507F	7" REEL	
597-2603-502F	SAMPLE STRIP	InGaN BLUE
597-2603-507F	7" REEL	
597-2903-502F	SAMPLE STRIP	InGaN WHITE
597-2903-507F	7" REEL	

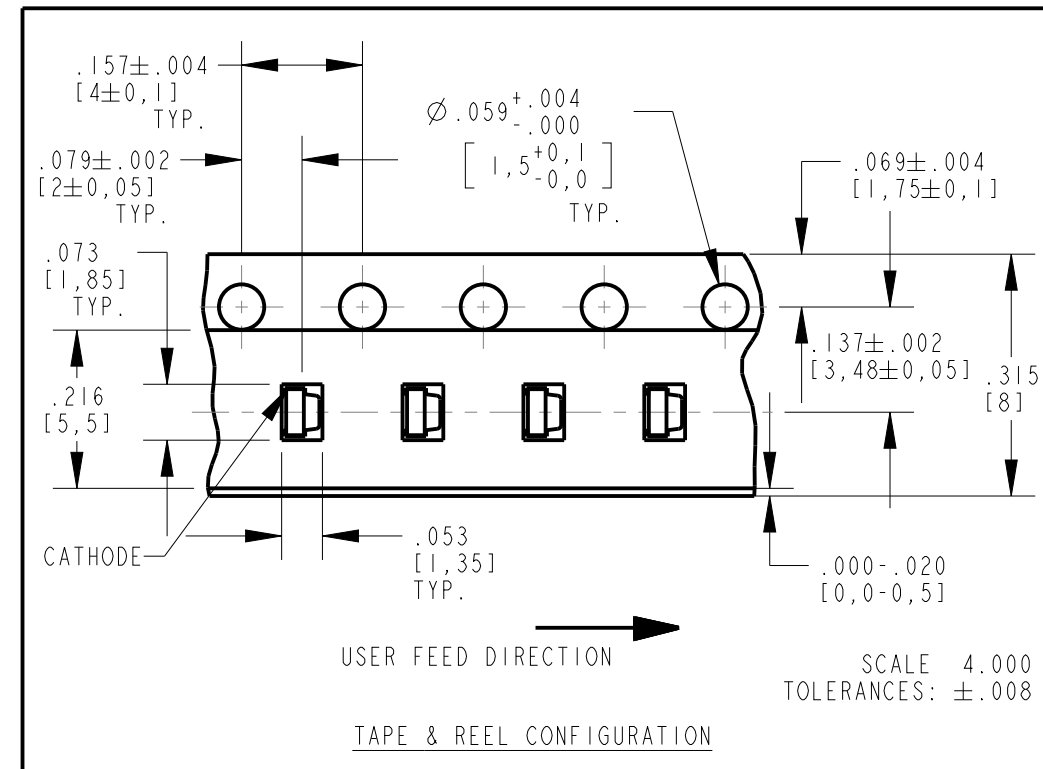
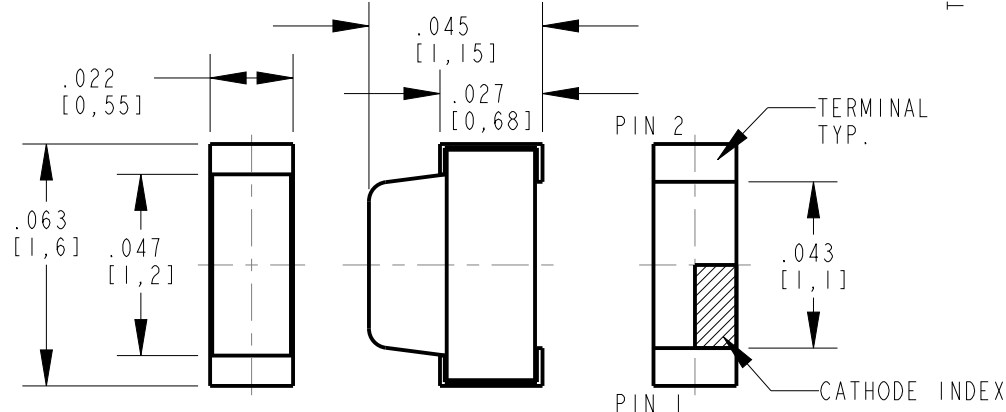
RoHS COMPLIANT 597-2XX3-50XF

Part Numbers with the "F" suffix ending are RoHS Compliant.
 For example: 597-2003-502F
 Reel and bag packaging are marked with "RoHS Compliant" label or equivalent markings. These parts can be used with RoHS reflow profile. Parts can be wave soldered, dip soldered or hand soldered using typical lead-free soldering process with max 260°C temp. for 5 sec.

REV	ECN NO	REVISIONS	DRN	CKD	APP	DATE
A		NEW RELEASE	AJF	KLJ	NO	10-1-10
B		ADDED P/N'S 597-2323-502F 597-2323-507F	WFB	JTD	N.O.	4-16-13



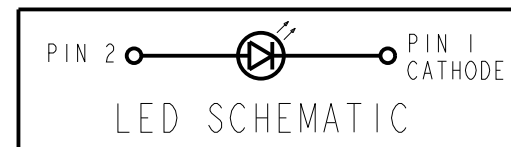
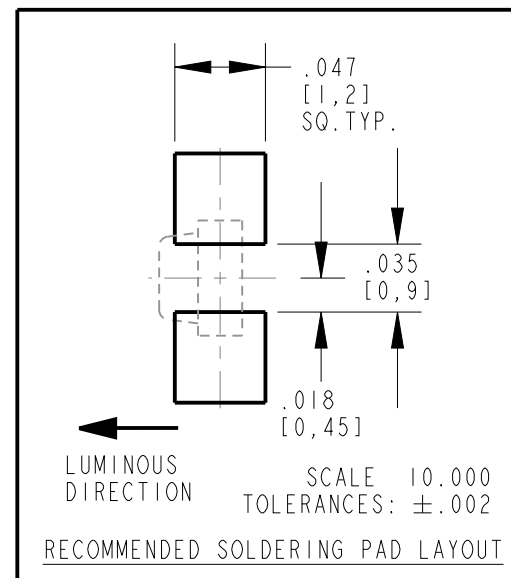
RECOMMENDED RoHS SOLDER PROFILE



OPERATING CHARACTERISTICS AT 25°C AMBIENT

COLOR	LUMINOUS INTENSITY @I _F = 20 mA (10 mA FOR WHITE) (5mA FOR InGaN GREEN) (mcd)		FORWARD VOLTAGE @I _F = 20 mA (10 mA FOR WHITE) (5mA FOR InGaN GREEN) (V)	REVERSE CURRENT (μA)	DOMINANT WAVELENGTH (nm)			VIEWING ANGLE (DEG)
	MIN	TYP	TYP	MAX	MIN	TYP	MAX	TYP
AllInGaP RED (630 nm)	16	40	2.2	10	625	630	635	135
AllInGaP RED (620 nm)	25	63	2.2	10	615	620	625	135
AllInGaP ORANGE	40	100	2.2	10	602	605	608	135
AllInGaP YELLOW	36	63	2.0	10	587	590	593	135
AllInGaP YELLOW GREEN	10	25	2.2	10	569	572	575	135
InGaN BLUE	56	140	3.2	100	464	470	476	140
InGaN GREEN	22	56	3.0	100	520	527	535	130
InGaN WHITE	90	170	3.1	10	*X=0.31; Y=0.31			150

*CHROMATICITY COORDINATES (TYP)



NOTES:

- EPOXY: WATER CLEAR
- MOISTURE SENSITIVITY LEVEL: 3.
- TAPE & REEL PER EIA STANDARD 481-1-A; CATHODE TOWARDS SPROCKET.
- TAPE & REEL MAY REQUIRE RE-TAPING AFTER 12 MONTHS.
- PIN NUMBERS ARE FOR REFERENCE ONLY. DESIGNATION NON-EXISTENT ON PART.
- DIALIGHT PART NUMBERS: 597-2XX3-50XF.
- ...502F SUFFIX MEANS PARTS PACKAGED ON A 20 PC SAMPLE STRIP.
- ...507F SUFFIX MEANS PARTS PACKAGED ON A 7" [Ø180mm] REEL, 3,000 PCS/REEL.
- PACKAGING TO INCLUDE LABEL CONTAINING DIALIGHT PART NUMBER, DATE CODE/LOT NO., LUMINOUS INTENSITY AND COLOR BINS, QTY/REEL, AND COUNTRY OF ORIGIN.
- THIS ASSEMBLY CONTAINS ELECTROSTATIC DISCHARGE SENSITIVE DEVICES (ESDS). MAINTAIN ALL PRECAUTIONARY MEASURES DURING ASSEMBLY, HANDLING, AND STORAGE IN ACCORDANCE WITH IPC-A-610.



ATTENTION:
OBSERVE PRECAUTIONS FOR
HANDLING ELECTROSTATIC
SENSITIVE DEVICES

ABSOLUTE MAXIMUM RATINGS AT 25°C AMBIENT	COLOR								UNITS
	AllInGaP RED (630nm)	AllInGaP RED (620nm)	AllInGaP ORANGE	AllInGaP YELLOW	AllInGaP YELLOW GREEN	InGaN WHITE	InGaN GREEN	InGaN BLUE	
POWER DISSIPATION	54	54	54	75	54	74	68	84	mW
CONTINUOUS FORWARD CURRENT	20	20	20	30	20	20	20	20	mA
PEAK FORWARD CURRENT (1/10 DUTY CYCLE, 1.0ms PULSE WIDTH)	100	100	100	100	100	100	100	100	mA
DERATE LINEARLY FROM 40°C (60°C-AllInGaP YELLOW & InGaN BLUE, 25°C-WHITE & InGaN GREEN)	0.26	0.26	0.26	0.6	0.26	0.25	0.25	0.40	mA/°C
REVERSE VOLTAGE	5								V
STORAGE TEMPERATURE	-40 TO +100								°C
OPERATING TEMPERATURE	-40 TO +85								°C

THIS DRAWING AND THE CONTENTS HEREIN ARE CONFIDENTIAL AND THE SOLE PROPERTY OF DIALIGHT. REPRODUCTION OF THIS DRAWING OR CONSTRUCTION OF ANY PARTS WITHIN THIS DRAWING ARE FORBIDDEN WITHOUT THE WRITTEN CONSENT OF DIALIGHT.		
SCALE: 20.000	DRAWING NUMBER	REV
ALL DIM'S IN: INCHES (MM)	C-17871	B
TOLERANCES: UNLESS OTHERWISE SPECIFIED	TITLE 0605 SIDE VIEW CHIP LED RoHS COMPLIANT	
FRACTIONS: ±1/64 DECIMALS (.XX): ±.01 DECIMALS (.XXX): ±.004	MATERIAL	
ANGLES: ±1°	FINISH:	
FSCM 83330	Dialight 1501 ROUTE 34 SOUTH FARMINGDALE, NJ 07727	
SHEET 1 OF 1	FAMILY TABLE:	