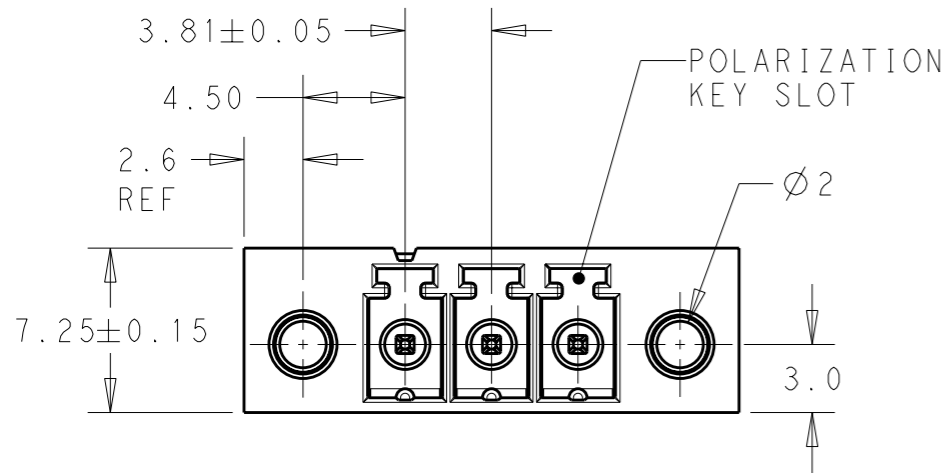
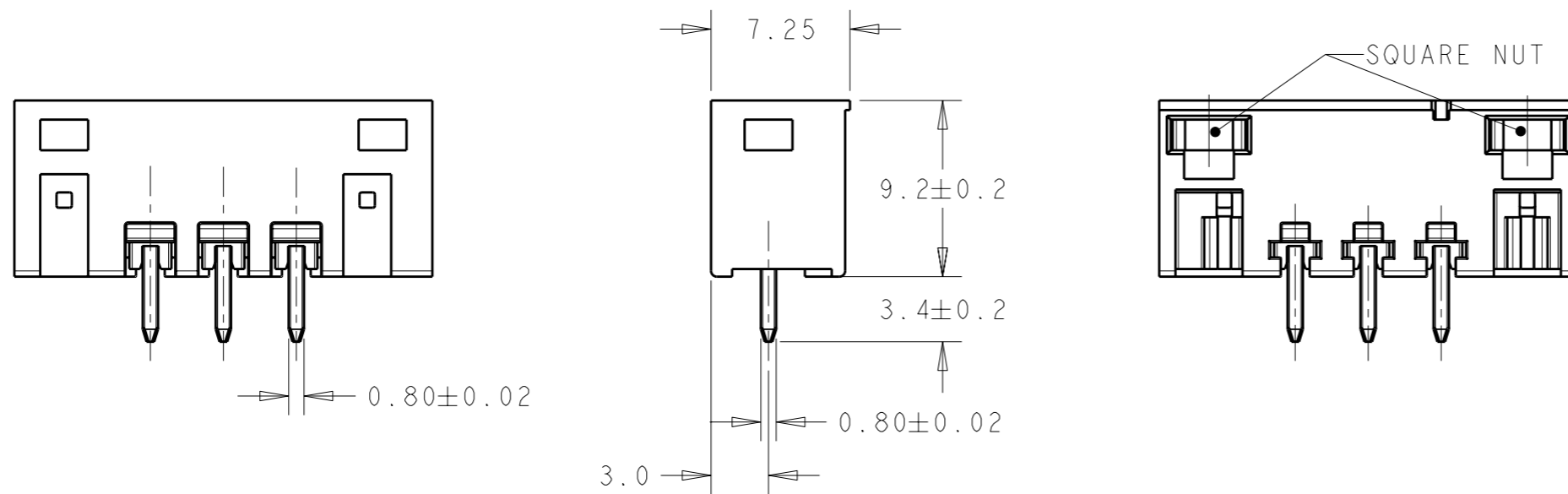


THIS DRAWING IS UNPUBLISHED. RELEASED FOR PUBLICATION 20
 © COPYRIGHT 20 BY TYCO ELECTRONICS CORPORATION. ALL INTERNATIONAL RIGHTS RESERVED.

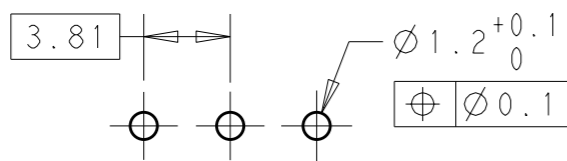
LOC	DIST	REVISIONS			
P	LTR	DESCRIPTION	DATE	DWN	APVD
-	-	01	REVISED PER ECO-09-027788	06JAN2010	SS CR



- 1 MATERIALS AND FINISH:
 HOUSING: HIGH TEMPERATURE POLYAMIDE, UL94V-0,
 COLOR: BLACK.
 TERMINAL: PHOSPHOR BRONZE, TIN PLATED.
2. CONNECTOR ASSEMBLY INCLUDES 2 SQUARE NUTS
 LOADED IN CAVITY.
3. SUITABLE FOR 1.6-2.4mm PC BOARD THICKNESS.
4. UL RATING: 300V, 11A.



56.11	12	1-1776133-2
52.30	11	1-1776133-1
48.49	10	1-1776133-0
44.68	9	1776133-9
40.87	8	1776133-8
37.06	7	1776133-7
33.25	6	1776133-6
29.44	5	1776133-5
25.63	4	1776133-4
21.82	3	1776133-3
18.01	2	1776133-2
DIM A	NO OF POS.	PART NUMBER



RECOMMENDED PC BOARD LAYOUT

THIS DRAWING IS A CONTROLLED DOCUMENT FOR TYCO ELECTRONICS CORPORATION
 IT IS SUBJECT TO CHANGE AND THE CONTROLLING ENGINEERING ORGANIZATION
 SHOULD BE CONTACTED FOR THE LATEST REVISION.

DIMENSIONS: mm	TOLERANCES UNLESS OTHERWISE SPECIFIED: 0 PLC ± 1 PLC ±0.3 2 PLC ±0.25 3 PLC ± 4 PLC ± ANGLES ±2	DWN S. SCHLEGEL 06JAN2010 CHK C RICHARD 06JAN2010 APVD C RICHARD 06JAN2010	Tyco Electronics Harrisburg, PA 17105-3608	
MATERIAL -	FINISH -	PRODUCT SPEC - APPLICATION SPEC - WEIGHT -	NAME TERMINAL BLOCK HEADER ASSEMBLY, STRAIGHT, W/ THREADED FLANGE, 3.81mm PITCH	
CUSTOMER DRAWING		SIZE A3	CAGE CODE 00779	DRAWING NO C-1776133
		SCALE 3:1	SHEET 1 OF 1	REV 01