

## Panel feed-through - QPD W 4PE2,5 9-16 M20 0,5 BK - 1403731

Please be informed that the data shown in this PDF Document is generated from our Online Catalog. Please find the complete data in the user's documentation. Our General Terms of Use for Downloads are valid (<http://phoenixcontact.com/download>)




Panel feed-through, QUICKON connection, No. of pos.: 4+PE, 1 mm<sup>2</sup> ... 2.5 mm<sup>2</sup>, 690 V, 20 A, black, With QUICKON nut, Cable diameter: 9 mm ... 16 mm, Assembly thread: M20, Single wires (Welded-on), 2.5 mm<sup>2</sup>, Wires cut flat at the end, Cable length: 0.5 m

### Why buy this product

- Innovative and time saving - QUICKON fast connection for time saving of up to 80 % for on-site connection
- Convenient: quick and easy assembly without special tools
- Robust throughout: housing with IP68/IP69K and IK07 protection for a wide range of applications
- Safer connection thanks to polarization against mismatching and touch-proof protection according to DIN EN 0105
- Efficient - by using panel feed-throughs, devices no longer need to be opened in order to connect cables

### Key Commercial Data

Packing unit	1 STK
GTIN	 4 046356 665056
GTIN	4046356665056

### Technical data

#### General

Design	QPD 5x2,5
Length of cable	0.5 m
Color	black
Locking type	Screw locking
Connection method	QUICKON connection IDC connection
Number of positions	5
Note number of positions	4+PE
Wrench size, union nut	27 mm
Tightening torque, union nut	10 Nm
Tightening torque, counter nut	5 Nm

# Panel feed-through - QPD W 4PE2,5 9-16 M20 0,5 BK - 1403731

## Technical data

### General

Wrench size, counter nut	30 mm
Number of connections	10
Conductor cross section flexible min.	1 mm <sup>2</sup>
Conductor cross section flexible max.	2.5 mm <sup>2</sup>
Conductor cross section solid min.	1 mm <sup>2</sup>
Conductor cross section solid max.	2.5 mm <sup>2</sup>
Conductor cross section AWG min.	16
Conductor cross section AWG max.	14

### Cabel

Structure of individual litz in acc. with VDE 0295 / smallest wire diameter	VDE 0295 class 1 to 6/min. 0.15 mm
Wire insulation material	PVC/PE/TPE/rubber
Wire diameter including insulation	2 mm ... 3.8 mm
External cable diameter	9 mm ... 16 mm
Conductor cross section	2.5 mm <sup>2</sup>
Position marking	1, 2, 3, N, PE

### Ambient conditions

Degree of protection	IP66
	IP68 ()
	IP69K
Ambient temperature (operation)	-40 °C ... 100 °C
Ambient temperature (storage/transport)	-40 °C ... 80 °C
Temperature when conductor connected	-5 °C ... 50 °C

### Electrical characteristics

Nominal current I <sub>N</sub>	20 A
Rated current	20 A
Rated voltage (III/3)	690 V
Rated voltage (III/2)	1000 V
Rated voltage (II/2)	1000 V
Rated surge voltage (III/3)	6 kV
Rated surge voltage (III/2)	8 kV
Rated surge voltage (II/2)	8 kV

### Mechanical characteristics

QUICKON connectability	max. 10
Category of shock impact	IK07

### Material data

Contact material	Cu
Contact surface material	silver-plated
Contact carrier material	PA

# Panel feed-through - QPD W 4PE2,5 9-16 M20 0,5 BK - 1403731

## Technical data

### Material data

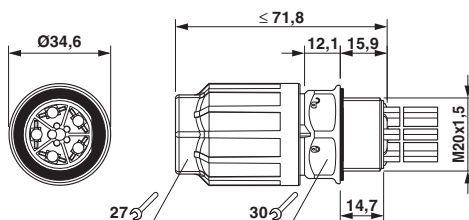
Insulating material	PA
Flammability rating according to UL 94	V0
Overvoltage category	III
Degree of pollution	3

### Standards and Regulations

Flammability rating according to UL 94	V0
--	----

## Drawings

Dimensional drawing



Dimensional drawing of the QPD W 5x2,5 M20

## Approvals

### Approvals

#### Approvals

VDE Zeichengenehmigung / IECCE CB Scheme / GL / VDE approval of drawings / IECCE CB Scheme

#### Ex Approvals

### Approval details


VDE Zeichengenehmigung		<a href="http://www.vde.com/en/Institute/OnlineService/VDE-approved-products/Pages/Online-Search.aspx">http://www.vde.com/en/Institute/OnlineService/VDE-approved-products/Pages/Online-Search.aspx</a>	40037105
------------------------	--	---	----------


IECEE CB Scheme		<a href="http://www.iecee.org/">http://www.iecee.org/</a>	DE1-52871
-----------------	--	---	-----------

# Panel feed-through - QPD W 4PE2,5 9-16 M20 0,5 BK - 1403731

## Approvals

GL		<a href="http://exchange.dnv.com/tari/">http://exchange.dnv.com/tari/</a>	6195914 HH
----	---	---	------------

VDE approval of drawings		<a href="http://www.vde.com/en/Institute/OnlineService/VDE-approved-products/Pages/Online-Search.aspx">http://www.vde.com/en/Institute/OnlineService/VDE-approved-products/Pages/Online-Search.aspx</a>	40029149
mm <sup>2</sup> /AWG/kcmil		1-2.5	
Nominal current I <sub>N</sub>		20 A	
Nominal voltage U <sub>N</sub>		690 V	

IECEE CB Scheme		<a href="http://www.iecee.org/">http://www.iecee.org/</a>	DE1-58228
-----------------	---	---	-----------

Phoenix Contact 2017 © - all rights reserved  
<http://www.phoenixcontact.com>

PHOENIX CONTACT GmbH & Co. KG  
Flachsmarktstr. 8  
32825 Blomberg  
Germany  
Tel. +49 5235 300  
Fax +49 5235 3 41200  
<http://www.phoenixcontact.com>