

Cable - FLK 14/EZ-DR/ 400/KONFEK - 2288972

Please be informed that the data shown in this PDF Document is generated from our Online Catalog. Please find the complete data in the user's documentation. Our General Terms of Use for Downloads are valid (<http://phoenixcontact.com/download>)



Round cable set; connection 1: IDC/FLK socket strip (1x 14-position); connection 2: IDC/FLK socket strip (1x 14-position); cable length: 4 m

Key Commercial Data

Packing unit	1 STK
GTIN	
GTIN	4017918057367

Technical data

General

Nominal voltage U_N	< 50 V AC
	60 V DC
Max. current carrying capacity per path	1 A
Max. conductor resistance	0.16 Ω /m
Length of cable	4 m
Single wire, cross section	0.14 mm ²
Single wire, cross section [AWG]	26
Conductor construction: Number of litz wires:	7
Single wire, material	Cu tin-plated
External diameter	6.4 mm
Cable, preassembly	Insulation displacement, IEC 60352-4/DIN EN 60352-4
Shielding	no
Outer sheath, material	PVC
External sheath, color	gray RAL 7035

Environmental conditions

Ambient temperature (operation)	-20 °C ... 50 °C
Ambient temperature (storage/transport)	-20 °C ... 70 °C

Cable - FLK 14/EZ-DR/ 400/KONFEK - 2288972

Technical data

Environmental conditions

Flame resistance	IEC 60332-1
	DIN VDE 0482 Part 332-1
Resistance to oil	DIN VDE 0472 Part 803, test type B
Gasoline resistance	against occasional splashes

Connector 1

Connection name	Field level
Connection method	IDC/FLK socket strip
Number of connections	1
Number of positions	14
Pitch	2.54 mm

Connector 2

Connection name	Controller level
Connection method	IDC/FLK socket strip
Number of connections	1
Number of positions	14
Pitch	2.54 mm

Supported controller

Controller	GE-FANUC 90-30
- suitable I/O card	IC693 ALG220
	IC693 ALG221
	IC693 ALG222
	IC693 ALG223
	IC693 ALG390
	IC693 ALG391
	IC693 ALG392
	IC693 ALG442
	IC693 MDL241
	IC693 MDL634
	IC693 MDL645
	IC693 MDL646
	IC693 MDL732
	IC693 MDL733
	IC693 MDL740
	IC693 MDL741
	IC693 MDL742
Controller	SIEMENS S7-300 / ET 200 M
- suitable I/O card	CPU 312C
	CPU 313C
	CPU 313C-2DP

Cable - FLK 14/EZ-DR/ 400/KONFEK - 2288972

Technical data

Supported controller

	CPU 313C-2PtP
	CPU 314C-2DP
	CPU 314C-2PtP
	6ES7 321-1BH02-0AA0
	6ES7 321-1BH10-0AA0
	6ES7 321-1BH50-0AA0
	6ES7 321-1BL00-0AA0
	6ES7 321-7BH01-0AB0
	6ES7 322-1BH01-0AA0
	6ES7 322-1BH10-0AA0
	6ES7 322-1BL00-0AA0
	6ES7 322-8BF00-0AB0
	6ES7 322-8BH01-0AB0
	6ES7 323-1BH01-0AA0
	6ES7 323-1BL00-0AA0
	6ES7 331-7HF01-0AB0
	6ES7 331-7KB02-0AB0
	6ES7 331-7KF02-0AB0
	6ES7 331-7NF00-0AB0
	6ES7 331-7PF01-0AB0
	6ES7 331-7PF11-0AB0
	6ES7 332-5HD01-0AB0
	6ES7 332-5HB01-0AB0
	6ES7 332-7ND02-0AB0
	6ES7 332-8TF01-0AB0
	6ES7 334-0CE01-0AA0
	6ES7 334-0KE00-0AB0
	6ES7 335-7HG01-0AB0
	6ES7 336-4GE00-0AB0
	6ES7 338-4BC01-0AB0
	6ES7 350-1AH03-0AE0
	6ES7 350-2AH01-0AE0
	6ES7 351-1AH01-0AE0
	6ES7 352-1AH02-0AE0
	6ES7 353-1AH01-0AE0
	6ES7 354-1AH01-0AE0
	6ES7 355-0VH10-0AE0
	6ES7 355-1VH10-0AE0
	6ES7 357-4AH01-0AE0
Controller	ALLEN-BRADLEY ControlLogix

Cable - FLK 14/EZ-DR/ 400/KONFEK - 2288972

Technical data

Supported controller

- suitable I/O card	1756-IN16
	1756-IA8D
	1756-IA16
	1756-IB16
	1756-IC16
	1756-OB16E
	1756-IF6I
	1756-IR6I
	1756-IT6I
	1756-OF4
	1756-OF6CI
	1756-OF8
	1756-PLS
Controller	ALLEN-BRADLEY SLC 500
- suitable I/O card	1746 OB16
	1746 OV16
	1746 OG16
	1746 IA16
	1746 IB16
	1746 ITB16
	1746 IN16
	1746 IV16
	1746 ITV16
	1746 IG16
Controller	HONEYWELL Experion PKS C200
- suitable I/O card	TC-IDX 081
	TC-IDA 161
	TC-IAH 061
	TC-IXR 061
	TC-IXL 061
	TC-OAH 061
	TC-OAV 061
	TC-OAV 081
Controller	Schneider Electric Modicon TSX QUANTUM
- suitable I/O card	DDI 353
	DDI 853
	DAI 353
	DAI 453
	DDO 353

Color code

Cable - FLK 14/EZ-DR/ 400/KONFEK - 2288972

Technical data

Color code

Connector 1 = connector 2 (optional) = wire color	IDC/FLK14 (1) = IDC/FLK14 (1) = black
	IDC/FLK14 (2) = IDC/FLK14 (2) = brown
	IDC/FLK14 (3) = IDC/FLK14 (3) = red
	IDC/FLK14 (4) = IDC/FLK14 (4) = orange
	IDC/FLK14 (5) = IDC/FLK14 (5) = yellow
	IDC/FLK14 (6) = IDC/FLK14 (6) = green
	IDC/FLK14 (7) = IDC/FLK14 (7) = blue
	IDC/FLK14 (8) = IDC/FLK14 (8) = violet
	IDC/FLK14 (9) = IDC/FLK14 (9) = gray
	IDC/FLK14 (10) = IDC/FLK14 (10) = white
	IDC/FLK14 (11) = IDC/FLK14 (11) = white-black
	IDC/FLK14 (12) = IDC/FLK14 (12) = white-brown
	IDC/FLK14 (13) = IDC/FLK14 (13) = white-red
	IDC/FLK14 (14) = IDC/FLK14 (14) = white-orange

Standards and Regulations

Flame resistance	IEC 60332-1
	DIN VDE 0482 Part 332-1
Resistance to oil	DIN VDE 0472 Part 803, test type B
Gasoline resistance	against occasional splashes
Connection in acc. with standard	CUL

Environmental Product Compliance

China RoHS	Environmentally Friendly Use Period = 50
	For details about hazardous substances go to tab "Downloads", Category "Manufacturer's declaration"

Approvals


Approvals

Approvals

EAC / UL Listed / cUL Listed / cULus Listed


Ex Approvals


Approval details

EAC		RU C- DE.A*30.B00767
-----	---	-------------------------

Cable - FLK 14/EZ-DR/ 400/KONFEK - 2288972

Approvals

UL Listed		http://database.ul.com/cgi-bin/XYV/template/LISEXT/1FRAME/index.htm	FILE E 238705
Nominal voltage UN		125 V	
Nominal current IN		1 A	

cUL Listed		http://database.ul.com/cgi-bin/XYV/template/LISEXT/1FRAME/index.htm	FILE E 238705
Nominal voltage UN		125 V	
Nominal current IN		1 A	

cULus Listed			
--------------	--	--	--

Phoenix Contact 2018 © - all rights reserved
<http://www.phoenixcontact.com>

PHOENIX CONTACT GmbH & Co. KG
Flachsmarktstr. 8
32825 Blomberg
Germany
Tel. +49 5235 300
Fax +49 5235 3 41200
<http://www.phoenixcontact.com>