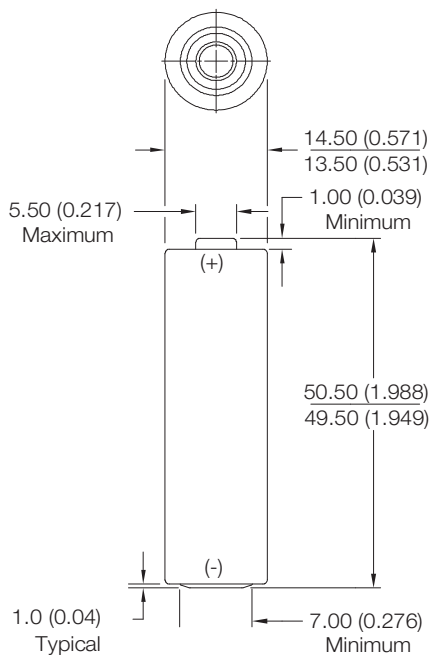


Panasonic® EVOLTA

AA
(LR6)

Part Number: LR6EGA Alkaline Manganese Dioxide Battery

Industry Standard Dimensions mm (inches)



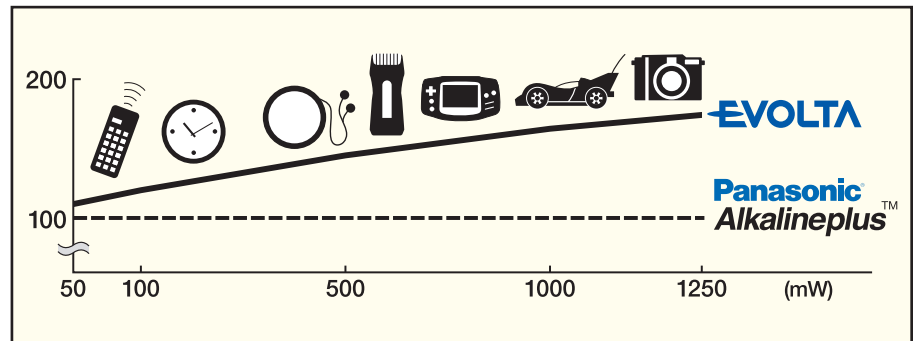
Specifications

Chemical System:	Alkaline-Zinc/Manganese Dioxide (Zn/MnO ₂)
Designation:	ANSI-15A, IEC-LR6
Nominal Voltage:	1.5V
Operating Temperature Range:	-20°C to 54°C (-4°F to 130°F)
Typical Weight:	24 grams (0.84 oz.)
Typical Volume:	8.3 cm ³ (0.5 in. ³)
Terminals:	Cap and base
Recommended Usage Period:	7 years
Heavy Metals Content:	No added Mercury, Cadmium or Lead

To support its AA battery claims, Panasonic conducted device testing and results of those tests include:

- * **A digital camera powered by EVOLTA batteries took 272 shots** compared with 209 shots when powered by Panasonic's current Alkaline Plus batteries - an increase of 30%. **
- * **An FM radio played up to 14 hours longer** when powered by two EVOLTA AA batteries than when powered by Panasonic's current Alkaline Plus batteries.***
- * **A remote-controlled car traveled as much as 8.7 miles farther** when equipped with six EVOLTA AA's than when powered by Panasonic's current Alkaline Plus batteries.****

Performance Index



AA

*Continuous discharge over 50 mW, 68°F, COV.1.0V

** Uses two AA dry-cell batteries; device testing does not guarantee performance

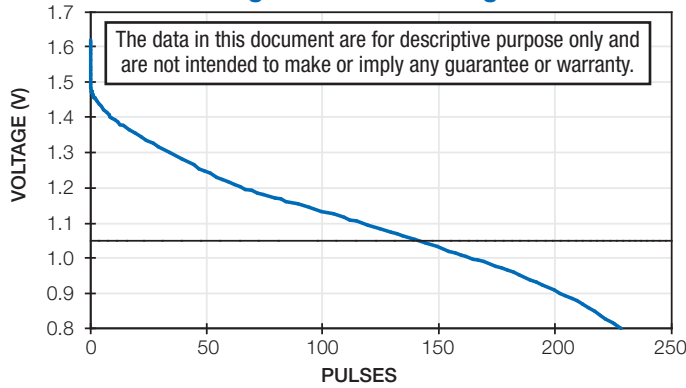
*** Continuous FM playing time comparison; radio model used: RF-P150; uses two AA dry-cell batteries; device testing does not guarantee performance

**** Continuous running distance comparison; the RC car was placed on a measuring device to compare continuous running distance; uses six AA dry-cell batteries; device testing does not guarantee performance

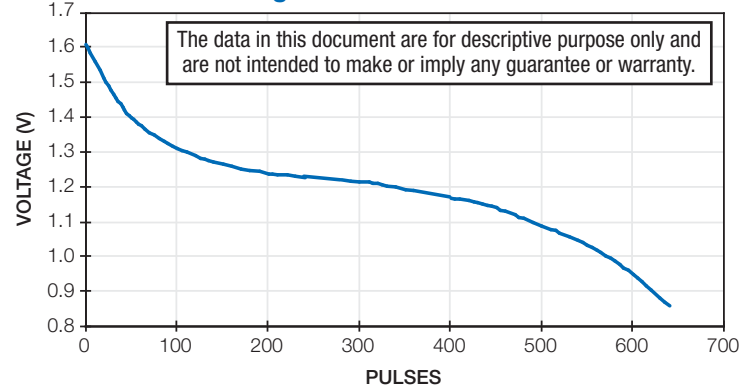
Part Number: LR6EGA Alkaline Manganese Dioxide Battery

IEC/ANSI Standard Tests @ 20°C

Discharge Curve of LR6 Digital Camera

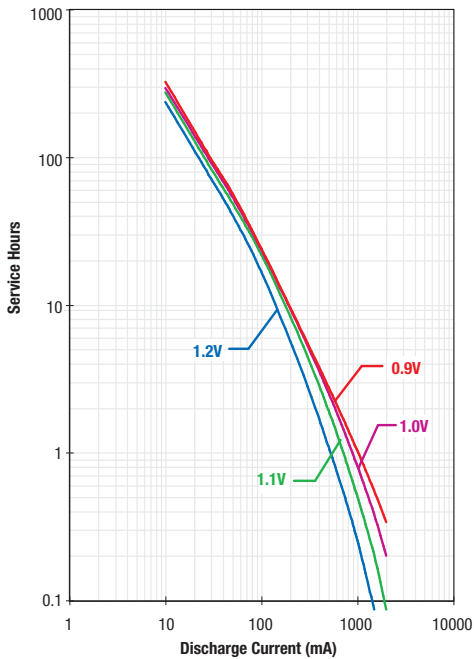


Discharge Curve of LR6 Photo Flash



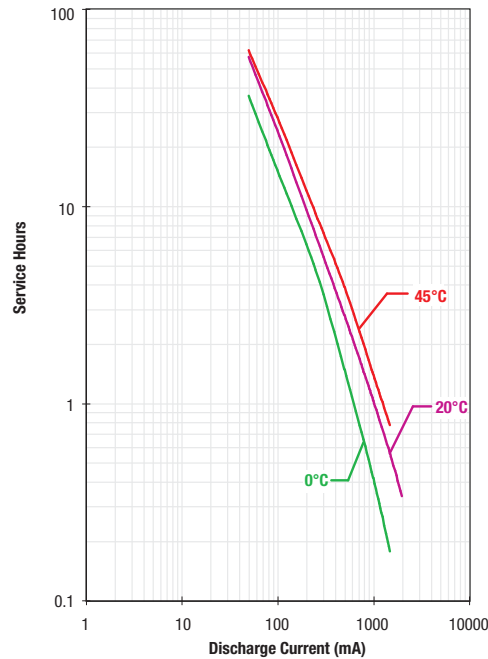
Typical Discharge Characteristics

Constant Current and Temperature Test temperature: 20±2°C



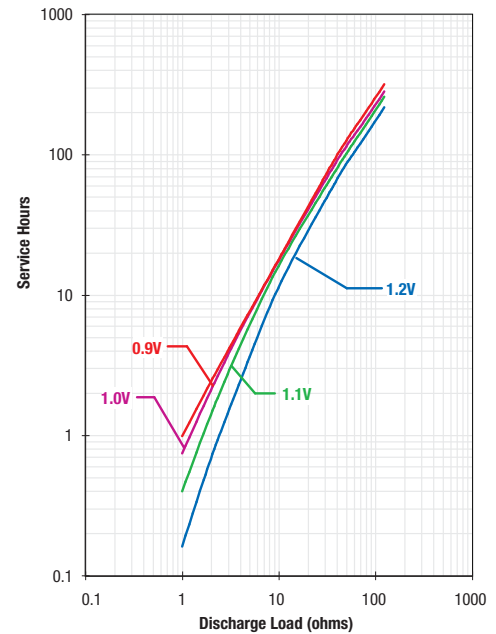
Typical Temperature Characteristics

Constant Current, Multiple Temperatures end Voltage: 0.9V



Typical Discharge Characteristics

Constant Resistance and Temperature Test temperature: 20±2°C



This information is generally typical and is not intended to make or imply any representation, guarantee or warranty with respect to any cells and batteries. Cell and battery designs/specifications are subject to modification without notice. Cell/battery performance and service life depends on the operating temperature, cut-off voltage and load applied to cell/battery in a specific application. It is the responsibility of each user to ensure that each cell/battery application is adequately designed safe and compatible with all conditions encountered during use and in conformance with existing standards and requirements. Contact Panasonic for the latest information.

©2008 Panasonic Energy Corporation of America. All rights reserved. All reproductions prohibited without proper authorization. Characteristics and specifications subject to change without prior notification.

Panasonic® ideas for life