


Series 1384X

Edge Connectors –
1 Sided Boards/Vertical Mount

SPECIFICATIONS

Rating: 10A, 250V
Center Spacing: 0.375" or 3/8" (9.52mm)
Wire Range: #14-22 AWG Cu; entry to PC board at 90° angle.
Number of Poles: 4- to 16-poles
PC Board: Edge contact accepts standard 1/16" (0.0625) PCB.
Contacts: Cantilever design 0.02" thick phosphorus bronze with mating surface tin-plated (0.0002) over copper (0.00005).
Terminals: Pressure plate terminals.
Material: Black, UL Rated 94V0 Thermoplastic (125°C)
Operating Temperature: -55°C to 105°C (212°F)
Agency Information: File E62622; CSA File 47235

13848-08G02B



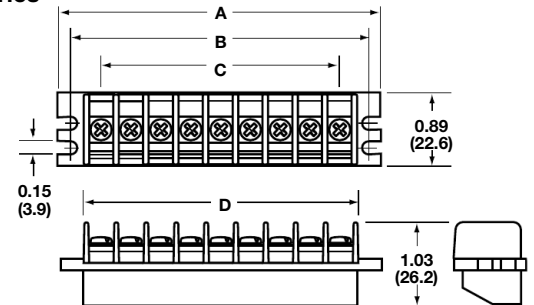
13847-08T02B

Poles	A	B	C	D
04	2.25	1.87	1.12	1.53
05	2.62	2.25	1.50	1.90
06	3.00	2.62	1.87	2.28
08	3.75	3.37	2.62	3.03
10	4.50	4.12	3.37	3.78
12	5.25	4.87	4.12	4.53
14	6.00	5.62	4.87	5.28
16	6.75	6.37	5.62	6.03
18	7.50	7.12	6.37	6.40

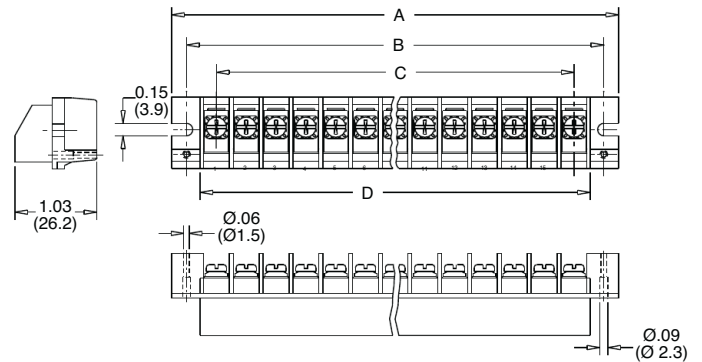
* Dimensions in inches. To convert to millimeters, multiply by 25.4.
 Optional polarizing key (Part No. C5971) consult with factory.

Dimensions - in (mm)

13847 Series



13848 Series



Part Numbering System

Series	Block Style	Poles	Terminal Plating	Screw Style	Block Color	Special Options
1384	<input type="checkbox"/> — <input type="checkbox"/>	<input type="checkbox"/> <input type="checkbox"/>	<input type="checkbox"/>	02	B — <input type="checkbox"/>	<input type="checkbox"/>
	7 - Flat mtg. ears w/ 2 slots 8 - Mtg. ears w/2 standoffs with hole for mounting strip	04 to 18	T - Tin over copper G - Gold*	02 - #6-32 pan head w/ SEMS wire clamp	B - Black	M - Marking strip

* Consult Factory

Terminal Blocks: Single Row
EuroMag Series
Edge Connectors, One-Sided Boards
Compliance References