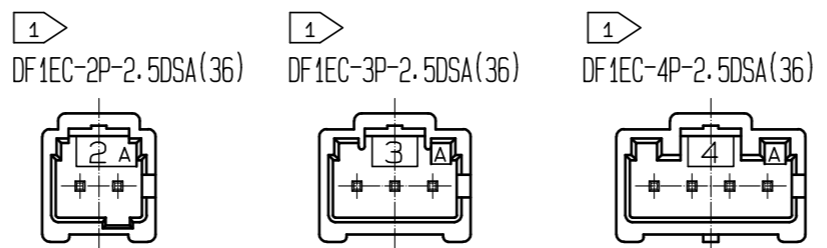
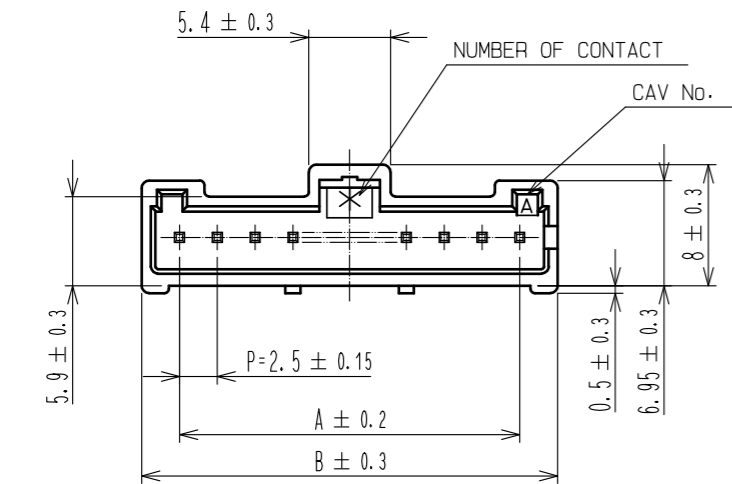
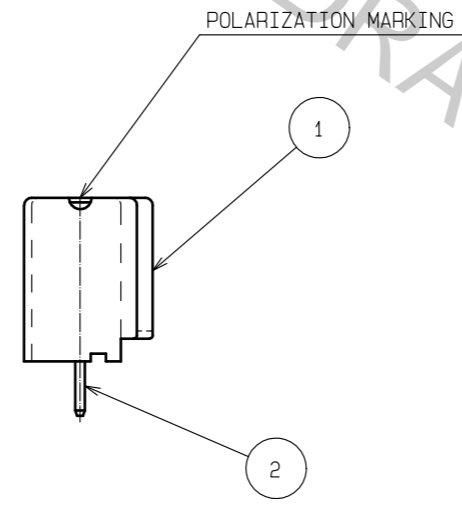
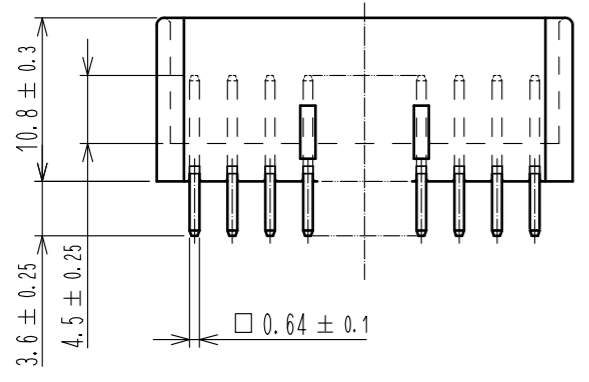
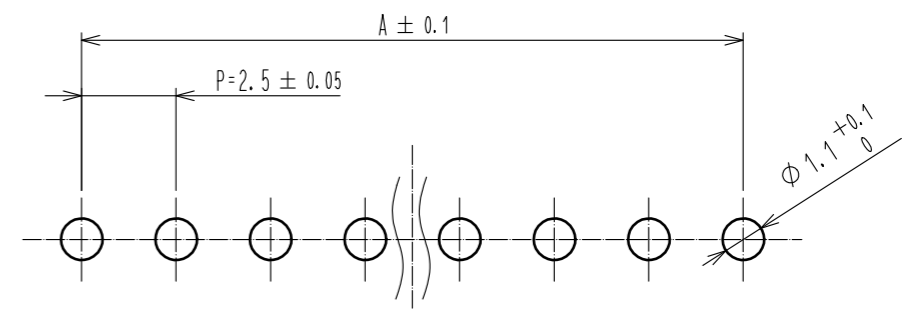


1 2 3 4 5 6 7 8

A
B
C
D
E
F

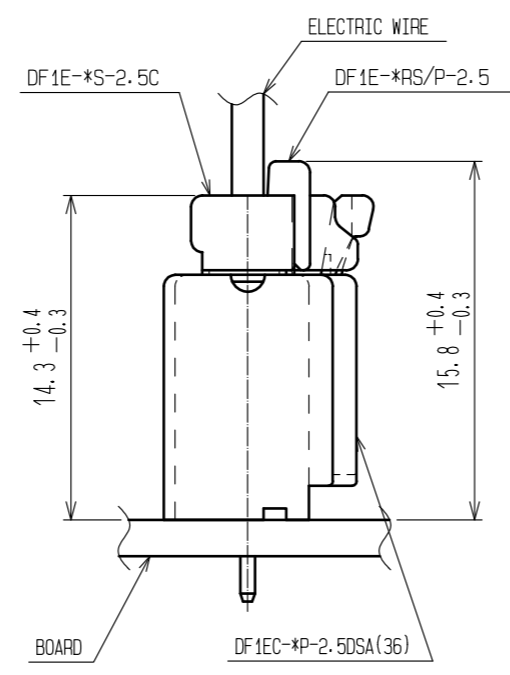
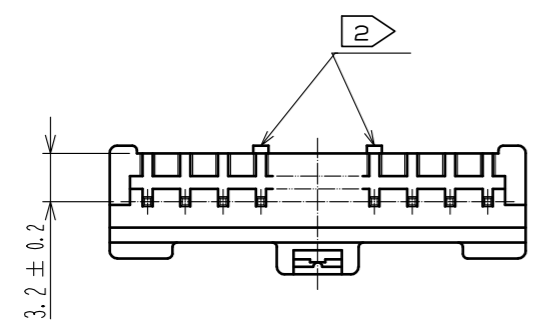


RECOMMENDED PCB LAYOUT(5:1)
(PCB THICKNESS:1.6±0.1)



PART No.	CODE No.	NUMBER OF CONTACT	A	B
DF1EC- 2P-2.5DSA(36)	CL541-0867-4-36	2	2.5	7.5
DF1EC- 3P-2.5DSA(36)	CL541-0868-7-36	3	5.0	10.0
DF1EC- 4P-2.5DSA(36)	CL541-0869-0-36	4	7.5	12.5
DF1EC- 5P-2.5DSA(36)	CL541-0870-9-36	5	10.0	15.0
DF1EC- 6P-2.5DSA(36)	CL541-0871-1-36	6	12.5	17.5
DF1EC- 7P-2.5DSA(36)	CL541-0872-4-36	7	15.0	20.0
DF1EC- 8P-2.5DSA(36)	CL541-0873-7-36	8	17.5	22.5
DF1EC- 9P-2.5DSA(36)	CL541-0874-0-36	9	20.0	25.0
DF1EC-10P-2.5DSA(36)	CL541-0875-2-36	10	22.5	27.5
DF1EC-11P-2.5DSA(36)	CL541-0876-5-36	11	25.0	30.0
DF1EC-12P-2.5DSA(36)	CL541-0877-8-36	12	27.5	32.5
DF1EC-13P-2.5DSA(36)	CL541-0878-0-36	13	30.0	35.0
DF1EC-14P-2.5DSA(36)	CL541-0879-3-36	14	32.5	37.5
DF1EC-15P-2.5DSA(36)	CL541-0880-2-36	15	35.0	40.0

APPLICATION DIAGRAM(3:1)



- NOTES
- 1 CONFIGURATION OF DF1EC-2P-2.5DSA(36), DF1EC-3P-2.5DSA(36) AND DF1EC-4P-2.5DSA(36).
 - 2 AND 3 OF CONTACTS MAKE DRAWING FORM (PROJECTION) UNNECESSARY, AND 4 OF CONTACTS CONSIDERED AS ONE PROJECTION IN THE CENTER.
 3. UL(FILE NO. E52653).
C-UL(FILE NO. E52653) APPROVED PRODUCT.



1	POLYAMIDE	NATURAL (BEIGE)・UL94V-0	2	BRASS	SURFACE:GOLD PLATED 0.2µm min UNDER PLATING:NICKEL PLATED 1µm min		
NO.	MATERIAL	FINISH . REMARKS	NO.	MATERIAL	FINISH . REMARKS		
UNITS mm		SCALE 2 : 1	COUNT 	DESCRIPTION OF REVISIONS	DESIGNED	CHECKED	DATE
HRS HIROSE ELECTRIC CO., LTD.		APPROVED :KI. AKIYAMA	15.05.23	DRAWING NO.	EDC-161943-36-00		
		CHECKED :TS. FUKUSHIMA	15.05.23	PART NO.	DF1EC- *P-2.5DSA(36)		
		DESIGNED :TS. KUMAZAWA	15.05.23	CODE NO.	CL541-		
		DRAWN :MI. SAKIMURA	15.05.23				