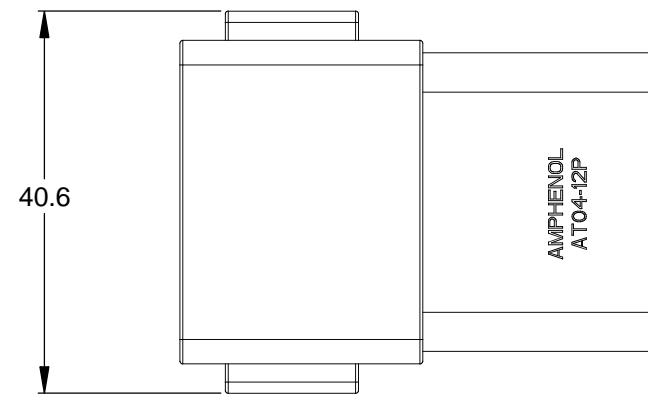
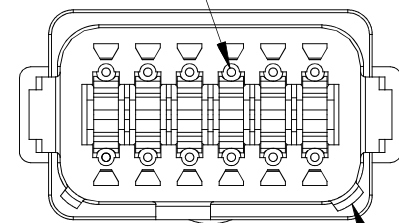


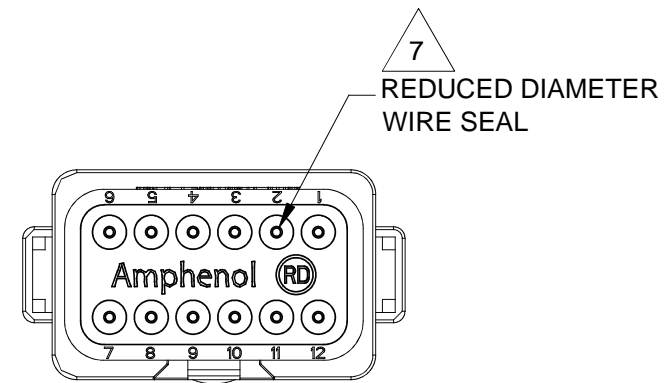
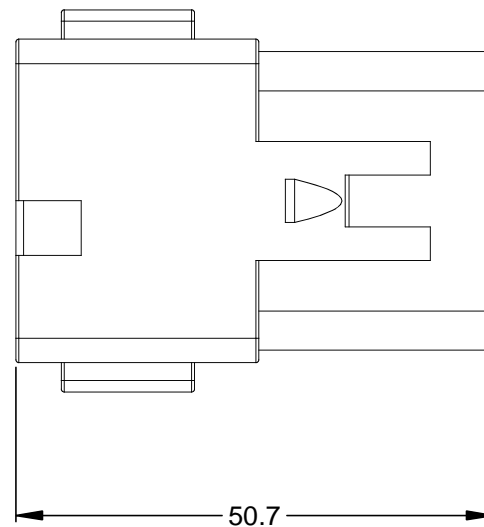
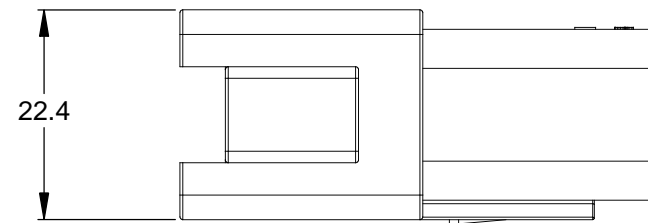
REVISIONS					
REV	ECO	DESCRIPTION	DATE	BY	APPR
A3	-	RELEASE NEW DRAWING FORMAT	12NOV13	DRP	-



REQUIRES CONTACT RETENTION WEDGE AW12P

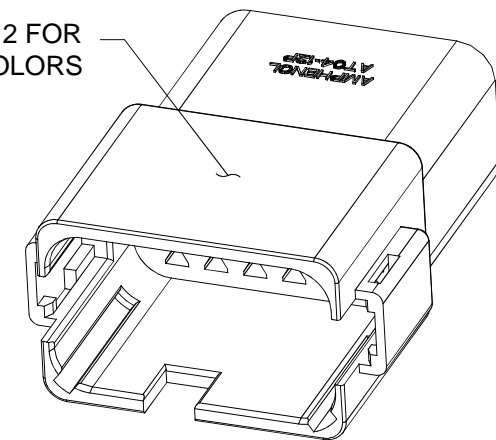


1 KEYWAY (3) PLACES



7 REDUCED DIAMETER WIRE SEAL

1 REFER TO SHEET 2 FOR AVAILABLE CONNECTOR COLORS



NOTES: UNLESS OTHERWISE SPECIFIED

1 SEE SHEET 2 FOR KEY ARRANGEMENTS AND COLORS.

2. MATERIAL:
HOUSING: THERMOPLASTIC
SEAL: SILICONE RUBBER

3. MODIFICATIONS: REDUCED DIAMETER WIRE SEAL

4. SPECIFICATIONS:
4.1 CURRENT RATING: 13 AMPS
4.2 OPERATING TEMPERATURE: -55°C TO +125°C
4.3 DIELECTRIC WITHSTANDING VOLTAGE: LESS THAN 2 MILLIAMPS CURRENT LEAKAGE @ 1500 VOLTS AC.
4.4 INSULATION RESISTANCE: 1000 MEGOHMS MIN @ 25°C.
4.5 MOISTURE RESISTANCE: IP67 (MATED CONDITION)
4.6 MATING CYCLE DURABILITY: 100 CYCLES
4.7 RoHS COMPLIANT

5. MATING PART: AT06-12SX* PLUG
(X = A,B,C,D KEYS; * = MODIFICATIONS AND COLORS)

6. ALL DIMENSIONS ARE FOR REFERENCE USE ONLY.

7 CONTACT SIZE AND REAR SEAL WIRE RANGE:

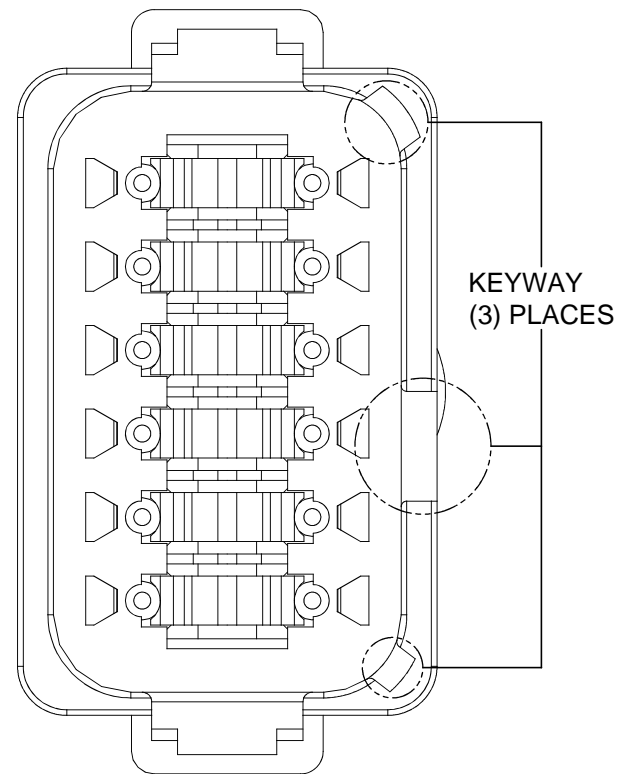
CONTACT SIZE	MIN. INSUL O.D.	MAX. INSUL O.D.	TYPICAL WIRE RANGE
16	1.35 mm (.053 in)	3.05 mm (.120 in)	14 - 20 AWG

TITLE: RECEPTACLE, 12 PIN, AT SERIES, KEYED, REDUCED DIA. SEAL
DWG NO: AT04-12PX-RDXXX
REV: A3
SH: 1
OF: 2

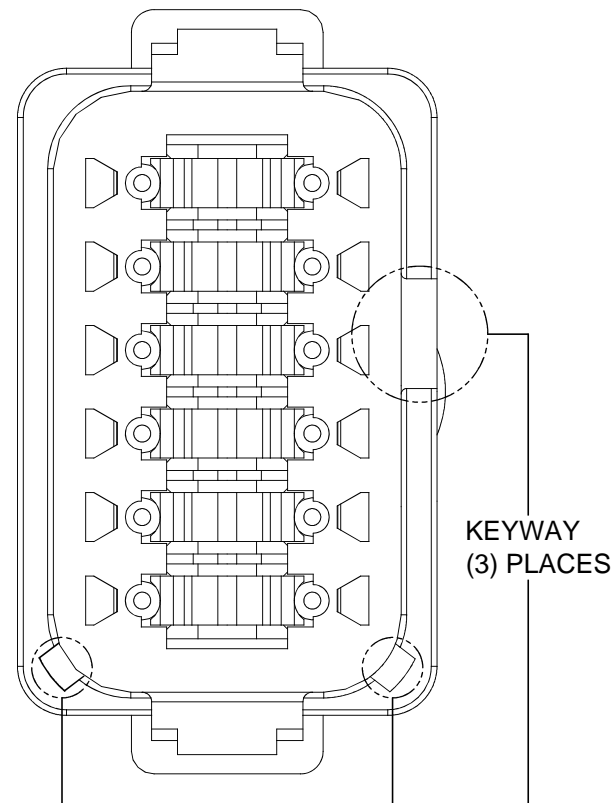
QUANTITY	SEE SHEET 2 PART NUMBER	DESCRIPTION	ITEM
MATERIALS LIST			
UNLESS OTHERWISE SPECIFIED 1) All dimensions are in metric(mm). 2) Tolerances are as follows: 1 PL DEC ±0.30 2 PL DEC ±0.15 3 PL DEC ±0.08 Fractions ±1/64 Angles ±1° 3) Note reference = X		SIGNATURES DRAWN: D.PARKS CHECKED: ENGINEER: APPROVAL:	DATE 12NOV13
MATERIAL SPECIFICATIONS:		Amphenol Sine Systems - www.amphenol-sine.com 44724 Morley Drive Clinton Township, MI 48036	
PROCESS SPECIFICATIONS:		RECEPTACLE, 12 PIN, AT SERIES, KEYED, REDUCED DIAMETER WIRE SEAL	
NEXT ASSY:	THIS DRAWING IS SUPPLIED FOR INFORMATION ONLY. DESIGN FEATURES, SPECIFICATIONS AND PERFORMANCE DATA SHOWN HEREON ARE THE PROPERTY OF THE AMPHENOL CORPORATION. NO RIGHTS OF REPRODUCTION ARE IMPLIED. ALL DIMENSIONS ARE SUBJECT TO NORMAL MANUFACTURING VARIATIONS.	SIZE: B C- SCALE: NONE	DWG NO: AT04-12PX-RDXXX REVISION: A3 SHEET 1 OF 2

REVISIONS					
REV	ECO	DESCRIPTION	DATE	BY	APPR

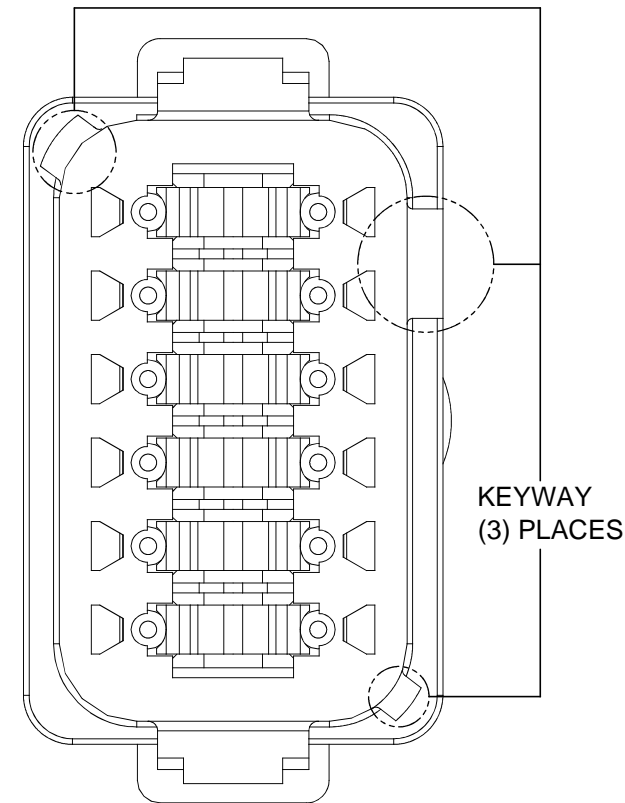
P/N AT04-12PA-RD01
KEY-A CONFIGURATION
STANDARD COLOR: GREY



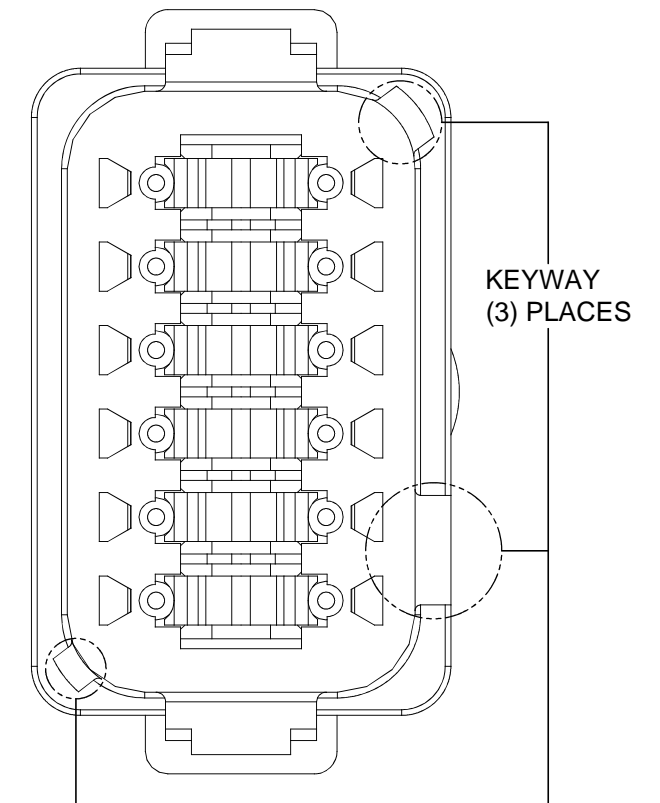
P/N AT04-12PB-RD01
KEY-B CONFIGURATION
STANDARD COLOR: BLACK



P/N AT04-12PC-RD01
KEY-C CONFIGURATION
STANDARD COLOR: GREEN



P/N AT04-12PD-RD01
KEY-D CONFIGURATION
STANDARD COLOR: BROWN



KEY-A CONFIGURATION	
COLOR	PART NUMBER
* GREY	AT04-12PA-RD01
BLACK	AT04-12PA-RDBLK
GREEN	AT04-12PA-RDGRN
BROWN	AT04-12PA-RDBRN

KEY-B CONFIGURATION	
COLOR	PART NUMBER
GREY	AT04-12PB-RDGRY
* BLACK	AT04-12PB-RD01
GREEN	AT04-12PB-RDGRN
BROWN	AT04-12PB-RDBRN

KEY-C CONFIGURATION	
COLOR	PART NUMBER
GREY	AT04-12PC-RDGRY
BLACK	AT04-12PC-RDBLK
* GREEN	AT04-12PC-RD01
BROWN	AT04-12PC-RDBRN

KEY-D CONFIGURATION	
COLOR	PART NUMBER
GREY	AT04-12PD-RDGRY
BLACK	AT04-12PD-RDBLK
GREEN	AT04-12PD-RDGRN
* BROWN	AT04-12PD-RD01

NOTE:

AN ASTERISKS (*) PLACED BEFORE THE COLOR DENOTES THE STANDARD MOLDED COLOR OF THE CONNECTORS SHOWN ABOVE.

OTHER COLORS SHOWN ARE AVAILABLE VIA SPECIAL ORDER.

TITLE: RECEPTACLE, 12 PIN, AT SERIES, KEYED, REDUCED DIA. SEAL
DWG NO.: AT04-12PX-RDXXX
REV: A3
SH: 2
OF: 2

QUANTITY	PART NUMBER	DESCRIPTION	ITEM												
MATERIALS LIST															
UNLESS OTHERWISE SPECIFIED 1) All dimensions are in metric (mm). 2) Tolerances are as follows: 1 PL DEC ±0.30 2 PL DEC ±0.15 3 PL DEC ±0.08 Fractions ±1/64 Angles ±1° 3) Note reference =		<table border="1"> <tr> <th>SIGNATURES</th> <th>DATE</th> </tr> <tr> <td>D.PARKS</td> <td>12NOV13</td> </tr> <tr> <td>CHECKED:</td> <td></td> </tr> <tr> <td>ENGINEER:</td> <td></td> </tr> <tr> <td>APPROVAL:</td> <td></td> </tr> <tr> <td>CUSTOMER:</td> <td></td> </tr> </table>		SIGNATURES	DATE	D.PARKS	12NOV13	CHECKED:		ENGINEER:		APPROVAL:		CUSTOMER:	
SIGNATURES	DATE														
D.PARKS	12NOV13														
CHECKED:															
ENGINEER:															
APPROVAL:															
CUSTOMER:															
MATERIAL SPECIFICATIONS:		<div style="text-align: center;"> <h1>Amphenol</h1> <p>Sine Systems - www.amphenol-sine.com 44724 Morley Drive Clinton Township, MI 48036</p> <p>RECEPTACLE, 12 PIN, AT SERIES, KEYED, REDUCED DIAMETER WIRE SEAL</p> </div>													
PROCESS SPECIFICATIONS:															
NEXT ASSY:															
THIS DRAWING IS SUPPLIED FOR INFORMATION ONLY. DESIGN FEATURES, SPECIFICATIONS AND PERFORMANCE DATA SHOWN HEREON ARE THE PROPERTY OF THE AMPHENOL CORPORATION. NO RIGHTS OF REPRODUCTION ARE IMPLIED. ALL DIMENSIONS ARE SUBJECT TO NORMAL MANUFACTURING VARIATIONS.		<table border="1"> <tr> <th>SIZE</th> <th>TYPE</th> <th>DWG NO.</th> <th>REVISION</th> </tr> <tr> <td>B</td> <td>C-</td> <td>AT04-12PX-RDXXX</td> <td>A3</td> </tr> </table>	SIZE	TYPE	DWG NO.	REVISION	B	C-	AT04-12PX-RDXXX	A3					
SIZE	TYPE	DWG NO.	REVISION												
B	C-	AT04-12PX-RDXXX	A3												
SCALE: NONE		SHEET 2 OF 2													