

REF. -50 OPT. SCREW
(WHERE APPLICABLE)

NOTES:

1. MATERIAL: SEE TABLE.
2. FINISHES: SEE TABLE.
3. PRODUCT SPECIFICATION: AS REQUIRED.
4. "XX" REFERS TO QUANTITY OF CIRCUITS.
5. ROHS COMPLIANT.

ITEM	QTY.	DESCRIPTION	MATERIAL	FINISH
5	XX	SCREW #6-32X.250 BHD PHIL-SLOT (-56) (B)	STAINLESS STEEL	PASSIVATED
4	XX	SCRW&WSHR,#6-32X.25 PANHD,PH-SL (-50)	STEEL	ZN, CLEAR CHROMATE
3	XX	SCREW #6-32X.250 BHD PHSL (STD)	STEEL	ZN, CLEAR CHROMATE
2	XX	TERMINAL PC, NARROW	BRASS	TIN PLATE
1	1	SR BTS CB CS MO C	POLYESTER (PBT)	BLACK

CHANGE SCREW	EC NO: WNA2011-0209	2010/09/13
	DRWN: JENC INAS	2010/09/13
DESCRIPTION	CHKD: JMACNEIL	2010/10/22
	APPR: JMACNEIL	2010/10/22

QUALITY SYMBOLS	▽=0
	▽=0



	GENERAL TOLERANCES (UNLESS SPECIFIED)	
	mm	INCH
4 PLACES	± ---	± ---
3 PLACES	± ---	± .005
2 PLACES	± 0.13	± .01
1 PLACE	± 0.3	± ---
ANGULAR ± 2 °		
DRAFT WHERE APPLICABLE MUST REMAIN WITHIN DIMENSIONS		

DIMENSION STYLE	
MM/IN	
DRAWN BY	DATE
AHIDALGO	2007/02/12
CHECKED BY	DATE
JENCINAS	2007/02/12
APPROVED BY	DATE
JMACNEIL	2010/10/22
MATERIAL NO.	
SEE CHART	

SCALE	DESIGN UNITS	THIRD ANGLE PROJECTION
2:1	INCH	☉
TITLE		
.375" SR TRI-BARRIER TERMINAL STRIP, OPTS -C-N-50-56		
MOLEX INCORPORATED		SHEET NO.
DOCUMENT NO. SD-38752-003		1 OF 2
THIS DRAWING CONTAINS INFORMATION THAT IS PROPRIETARY TO MOLEX INCORPORATED AND SHOULD NOT BE USED WITHOUT WRITTEN PERMISSION		

No OF CIRCUITS	DIM "A"		DIM "B"		ASSEMBLY MATERIAL NO.	ASSEMBLY MAT. NO. (OPT -50)	ASSEMBLY MAT. NO. (OPT -56)
	±.30 mm	±.010 Inch	±.30 mm	±.010 Inch			
2	20.88	0.822	9.53	0.375	387523602	387524402	387590402
3	30.41	1.197	19.05	0.750	387523603	387524403	387590403
4	39.93	1.572	28.58	1.125	387523604	387524404	387590404
5	49.46	1.947	38.10	1.500	387523605	387524405	387590405
6	58.98	2.322	47.63	1.875	387523606	387524406	387590406
7	68.51	2.697	57.15	2.250	387523607	387524407	387590407
8	78.03	3.072	66.68	2.625	387523608	387524408	387590408
9	87.56	3.447	76.20	3.000	387523609	387524409	387590409
10	97.08	3.822	85.73	3.375	387523610	387524410	387590410
11	106.61	4.197	95.25	3.750	387523611	387524411	387590411
12	116.13	4.572	104.78	4.125	387523612	387524412	387590412
13	125.66	4.947	114.30	4.500	387523613	387524413	387590413
14	135.18	5.322	123.83	4.875	387523614	387524414	387590414
15	144.71	5.697	133.35	5.250	387523615	387524415	387590415
16	154.23	6.072	142.88	5.625	387523616	387524416	387590416
17	163.76	6.447	152.40	6.000	387523617	387524417	387590417
18	173.28	6.822	161.93	6.375	387523618	387524418	387590418
19	182.81	7.197	171.45	6.750	387523619	387524419	387590419
20	192.33	7.572	180.98	7.125	387523620	387524420	387590420
21	201.86	7.947	190.50	7.500	387523621	387524421	387590421
22	211.38	8.322	200.03	7.875	387523622	387524422	387590422
23	220.91	8.697	209.55	8.250	387523623	387524423	387590423
24	230.43	9.072	219.08	8.625	387523624	387524424	387590424
25	239.96	9.447	228.60	9.000	387523625	387524425	387590425
26	249.48	9.822	238.13	9.375	387523626	387524426	387590426

SEE SHEET ONE
 EC NO: WNA2011-0209
 DRAWN: JENC INAS 2010/09/13
 CHKD:
 APPR: JMACNEIL 2010/10/22
 REV DESCRIPTION

QUALITY SYMBOLS
 = 0
 = 0

GENERAL TOLERANCES (UNLESS SPECIFIED)

	mm	INCH
4 PLACES	± ---	± ---
3 PLACES	± ---	± .005
2 PLACES	± 0.13	± .01
1 PLACE	± 0.3	± ---
ANGULAR ± 2 °		

DRAFT WHERE APPLICABLE
 MUST REMAIN
 WITHIN DIMENSIONS

DIMENSION STYLE
MM/IN

DRAWN BY DATE
 AHIDALGO 2007/02/12

CHECKED BY DATE
 JENC INAS 2007/02/12

APPROVED BY DATE
 JMACNEIL 2010/10/22

MATERIAL NO.


SCALE
 2:1

DESIGN UNITS
 INCH

THIRD ANGLE PROJECTION

TITLE
 .375" SR TRI-BARRIER
 TERMINAL STRIP,
 OPTS -C-N-50-56

DOCUMENT NO.
 SD-38752-003

 MOLEX INCORPORATED

SHEET NO.
 2 OF 2

THIS DRAWING CONTAINS INFORMATION THAT IS PROPRIETARY TO MOLEX
 INCORPORATED AND SHOULD NOT BE USED WITHOUT WRITTEN PERMISSION