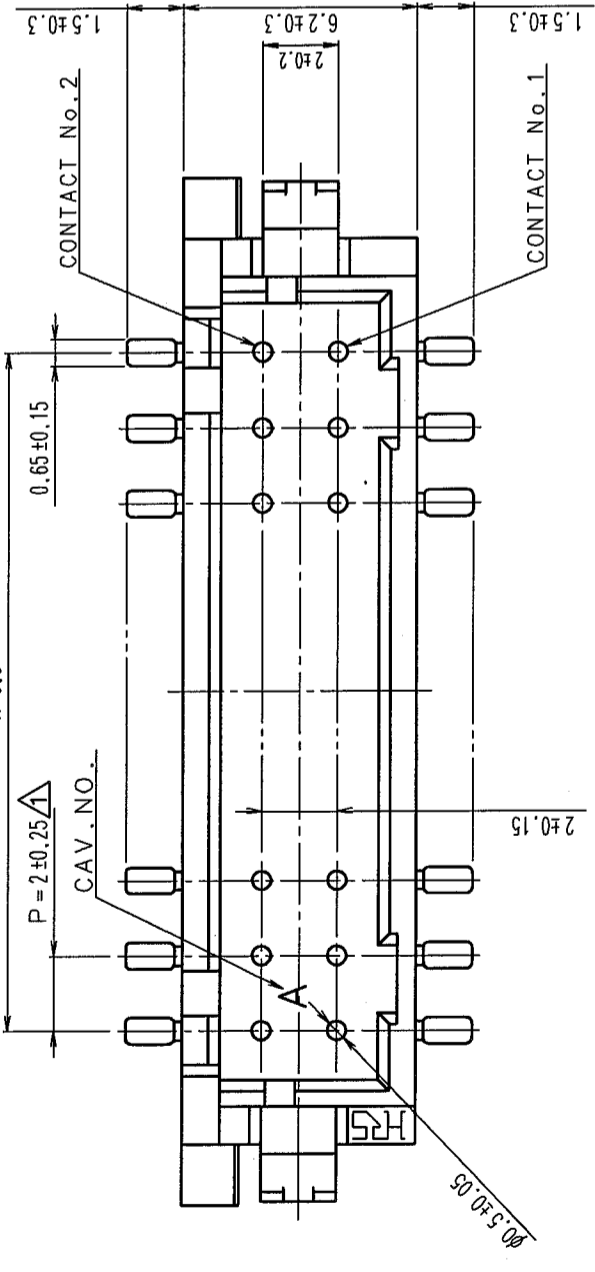
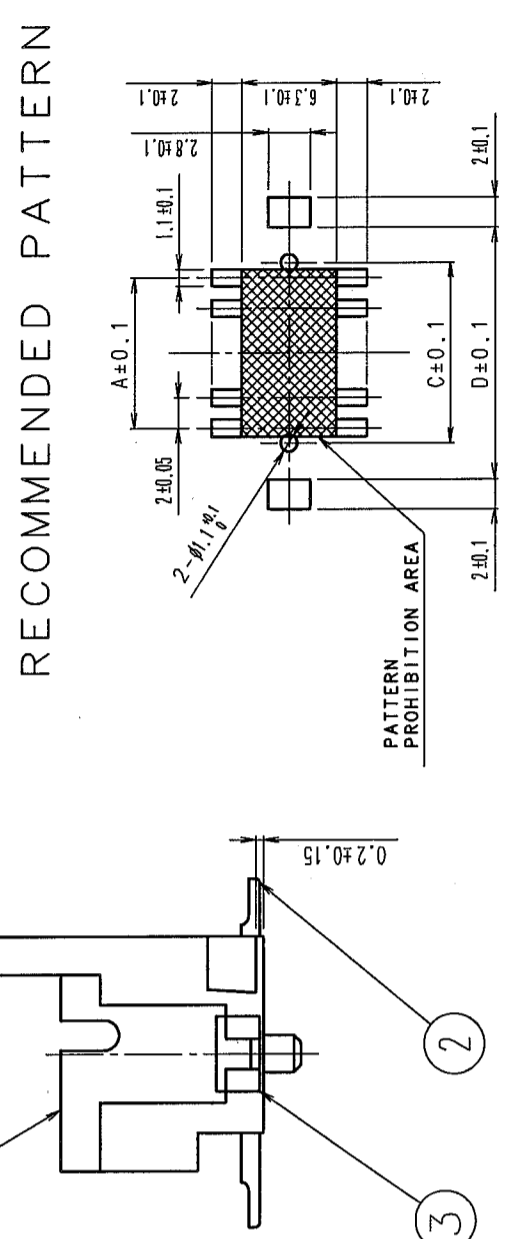
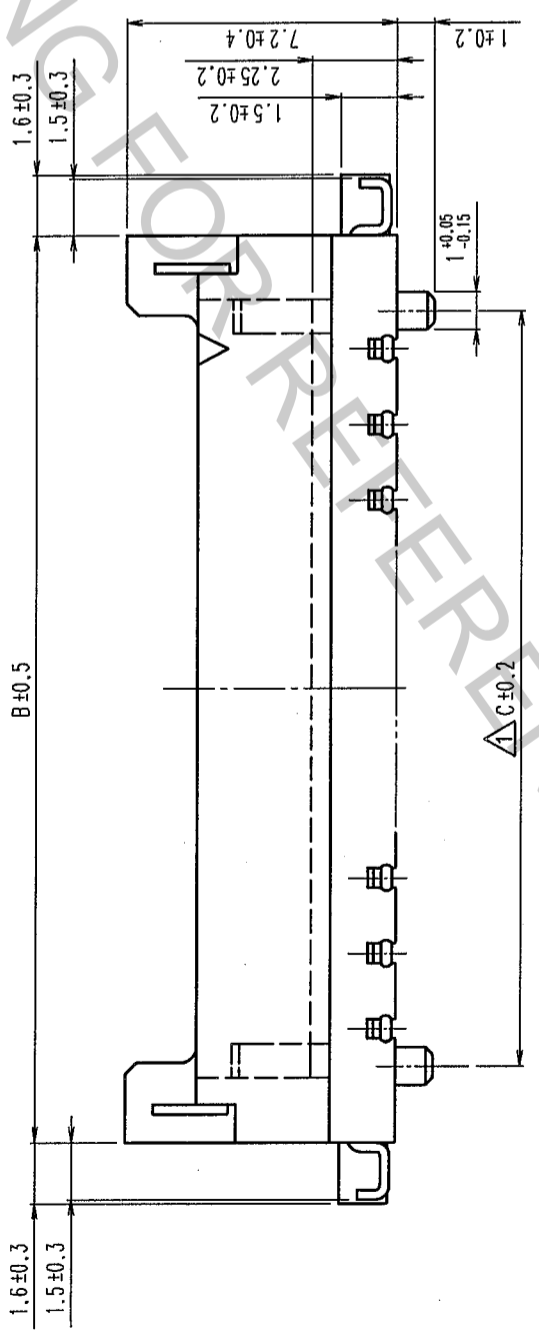


COUNT	DESCRIPTION OF REVISIONS	BY	CHKD	DATE	COUNT	DESCRIPTION OF REVISIONS	BY	CHKD	DATE
6	RE-H-06558	I.D	T.M	04.12.21					

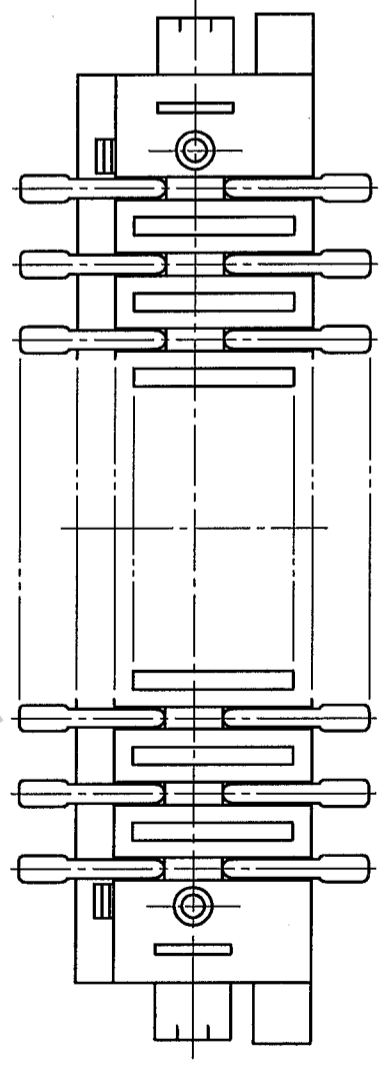


PART NO.	HRS NO.	NUMBER OF CONTACT	A	B	C	D
DF11G-4DP-2V(50)	CL543-0810-0-50	4	2.0	8.5	4.0	8.7
DF11G-6DP-2V(50)	CL543-0811-2-50	6	4.0	10.5	6.0	10.7
DF11G-8DP-2V(50)	CL543-0812-5-50	8	6.0	12.5	8.0	12.7
DF11G-10DP-2V(50)	CL543-0813-8-50	10	8.0	14.5	10.0	14.7
DF11G-12DP-2V(50)	CL543-0814-0-50	12	10.0	16.5	12.0	16.7
DF11G-14DP-2V(50)	CL543-0815-3-50	14	12.0	18.5	14.0	18.7
DF11G-16DP-2V(50)	CL543-0816-6-50	16	14.0	20.5	16.0	20.7
DF11G-18DP-2V(50)	CL543-0817-9-50	18	16.0	22.5	18.0	22.7
DF11G-20DP-2V(50)	CL543-0818-1-50	20	18.0	24.5	20.0	24.7
DF11G-22DP-2V(50)	CL543-0819-4-50	22	20.0	26.5	22.0	26.7
DF11G-24DP-2V(50)	CL543-0820-3-50	24	22.0	28.5	24.0	28.7
DF11G-26DP-2V(50)	CL543-0821-6-50	26	24.0	30.5	26.0	30.7
DF11G-28DP-2V(50)	CL543-0822-9-50	28	26.0	32.5	28.0	32.7
DF11G-30DP-2V(50)	CL543-0823-1-50	30	28.0	34.5	30.0	34.7
DF11G-32DP-2V(50)	CL543-0824-4-50	32	30.0	36.5	32.0	36.7
DF11G-40DP-2V(50)	CL543-0825-7-50	40	38.0	44.5	40.0	44.7



RECOMMENDED PATTERN

NOTES 1 : LEAD CO-PLANARITY INCLUDE REINFORCED METAL FITTINGS SHALL BE 0.1mm.



NO.	MATERIAL	FINISH, REMARKS	DESIGNED	CHECKED	APPROVED	RELEASED
2	BRASS	SURFACE: GOLD PLATED 0.2µm min UNDER PLATING: NICKEL 1µm min				
1	POLYAMIDE	UL94V-0 (BEIGE)				
5	ELASTOMER	STOPPER (GRAY)				
4	PS	ELECTROSTATIC PROTECTION (CLEAR)				
3	BRASS	SURFACE: TIN PLATED 1µm min				

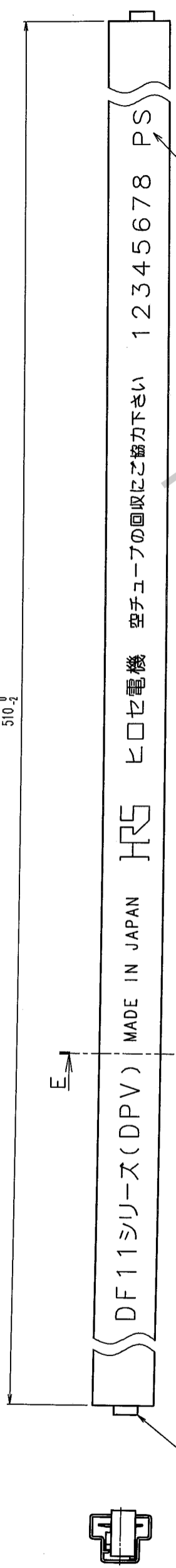
CODE NO. (OLD)	CL	DESIGNED	CHECKED	APPROVED	RELEASED
		T. MIYAZAKI			
		K. KATAYOSE			
		M. YAMAMOTO			
		98. 1. 7 98. 1. 7 98. 1. 8			

DRAWING NO.	PART NO.
EDC3-162244-03	DF11G-*DP-2V(50)

SCALE	UNITS	CODE NO.
5 : 1	mm	CL543

COUNT	DESCRIPTION OF REVISIONS	BY CHKD	DATE	COUNT	DESCRIPTION OF REVISIONS	BY CHKD	DATE
△				△			
△				△			
△				△			

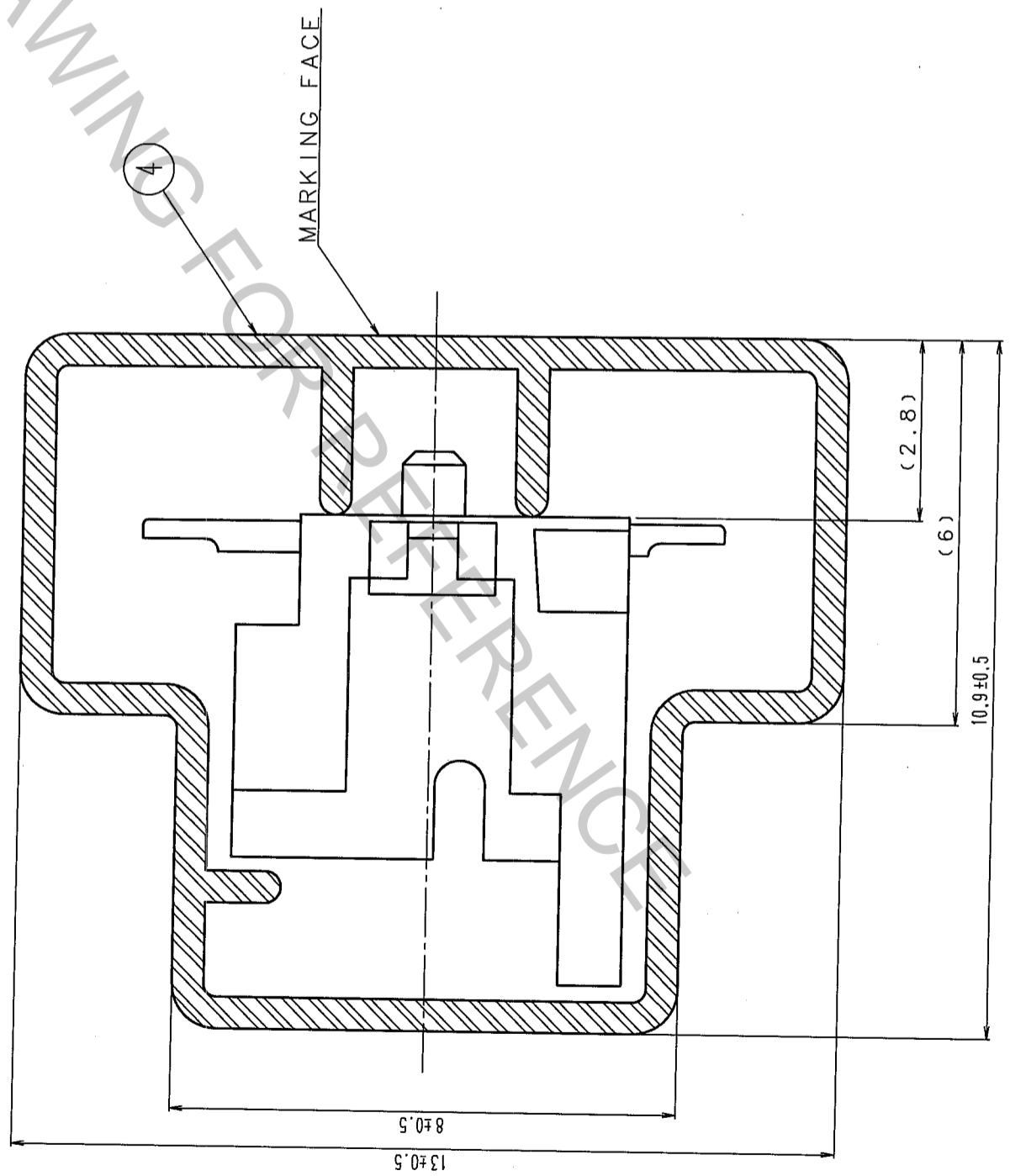
510-2



△ THE MATERIAL ADD A POSTSCRIPT

NOTES 2. NUMBER OF CONNECTORS PER A MAGAZINE CASE SHALL BE IN ACCORDANCE WITH THE LIST BELOW.
 3. THE MINIMUM UNIT OF ORDER SHALL BE IN ACCORDANCE WITH THE NUMBER OF CONNECTORS ON THE LIST BELOW.

E-E (10:1)



PART NO.	HRS NO.	NUMBER OF CONNECTORS
DF11G-4DP-2V(50)	CL543-0810-0-50	41
DF11G-6DP-2V(50)	CL543-0811-2-50	35
DF11G-8DP-2V(50)	CL543-0812-5-50	30
DF11G-10DP-2V(50)	CL543-0813-8-50	27
DF11G-12DP-2V(50)	CL543-0814-0-50	24
DF11G-14DP-2V(50)	CL543-0815-3-50	22
DF11G-16DP-2V(50)	CL543-0816-6-50	20
DF11G-18DP-2V(50)	CL543-0817-9-50	18
DF11G-20DP-2V(50)	CL543-0818-1-50	17
DF11G-22DP-2V(50)	CL543-0819-4-50	16
DF11G-24DP-2V(50)	CL543-0820-3-50	15
DF11G-26DP-2V(50)	CL543-0821-6-50	14
DF11G-28DP-2V(50)	CL543-0822-9-50	13
DF11G-30DP-2V(50)	CL543-0823-1-50	12
DF11G-32DP-2V(50)	CL543-0824-4-50	12
DF11G-40DP-2V(50)	CL543-0825-7-50	10

CODE NO. (OLD) CL	DRAWN T. MIYAZAKI	DESIGNED T. MIYAZAKI	CHECKED K. KATAYOSE	APPROVED M. YAMAMOTO	RELEASED
SCALE FREE	DRAWING NO. EDC3-162244-03		PART NO. DF11G-*DP-2V(50)		
UNITS mm	HRS HIROSE ELECTRIC CO., LTD.		CODE NO. CL543		2