



TT-UKK5-M-F/60AC

Order No.: 2788210



<http://eshop.phoenixcontact.de/phoenix/treeViewClick.do?UID=2788210>

Double-level modular terminal block with surge voltage coarse protection between both levels, disconnect knife in the upper level, nominal voltage: 60 V AC, for mounting on NS 32 or NS 35/7.5, closed housing, terminal width: 6.2 mm, terminal height: 68 mm

Commercial data	
GTIN (EAN)	 4 017918 071431
sales group	J303
Pack	50 pcs.
Customs tariff	85363010
Catalog page information	Page 109 (TT-2009)

Product notes

WEEE/RoHS-compliant since:
01/03/2007



<http://www.download.phoenixcontact.com>
Please note that the data given here has been taken from the online catalog. For comprehensive information and data, please refer to the user documentation. The General Terms and Conditions of Use apply to Internet downloads.

Technical data	
General	
Housing material	PA
Inflammability class acc. to UL 94	V0
Color	black

Standards for air and creepage distances	VDE 0110-1
	IEC 60664
Total surge current (8/20) μ s	5 kA
Ambient temperature (operation)	-40 °C ... 85 °C
Mounting type	DIN rail/G-profile rail
Design	Double-level terminal block with disconnect knife
Number of positions	1
Degree of protection	IP20
Direction of action	Line-Line
Width	6.20 mm
Height	68.00 mm
Length	80.00 mm

Protective circuit

IEC category	C1
	C2
	D1
VDE requirement class	C2
Nominal voltage U_N	60 V AC
Maximum continuous operating voltage U_C	170 V DC
	120 V AC
Maximum continuous voltage U_C (wire-wire)	120 V AC
	170 V DC
Nominal current I_N	2 A (85°C)
Operating effective current I_C at U_C	$\leq 2 \mu$ A
Nominal discharge surge current I_n (8/20) μ s (Core-Core)	5 kA
Total surge current (8/20) μ s	5 kA
Max. discharge surge current I_{max} (8/20) μ s maximum (Core-Core)	5 kA
Output voltage limitation at 1 kV/ μ s (Core-Core) spike	≤ 650 V
Output voltage limitation at 1 kV/ μ s (Core-Core) static	≤ 650 V
Response time t_A (Core-Core)	≤ 100 ns
Capacity (Core-Core)	≤ 2 pF
Max. required back-up fuse	2 A

Surge carrying capacity in acc. with IEC 61643-21 (Core-Core)	C2 (10 kV/5 kA)
Alternating current carrying capacity in acc. with IEC 61643-21 (Core-Earth)	2.5 A (1 s)

Connection data

Type of connection	Screw connection
Connection type IN	Screw terminal blocks
Connection type OUT	Screw terminal blocks
Screw thread	M3
Tightening torque	0.5 Nm
Stripping length	8 mm
Conductor cross section stranded min.	0.2 mm ²
Conductor cross section stranded max.	4 mm ²
Conductor cross section solid min.	0.2 mm ²
Conductor cross section solid max.	4 mm ²
Conductor cross section AWG/kcmil min.	24
Conductor cross section AWG/kcmil max	12

Connection, protective circuit

Standards/regulations	IEC 61643-21
-----------------------	--------------

Certificates / Approvals



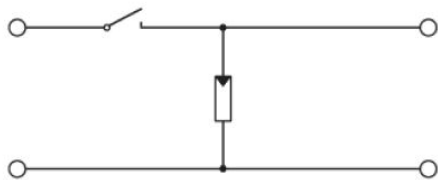
Certification CSA, GOST

Additional products

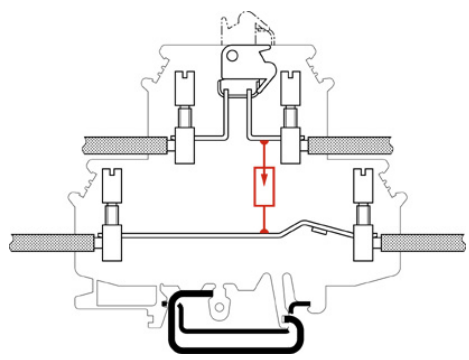
Item	Designation	Description
Assembly		
2839295	SSA 3-6	shield fast connections for conductor diameter 3 - 6 mm. Potential connection cable: 200 mm, black
2839512	SSA 5-10	Shield fast connection for conductor diameters 5 - 10 mm. Potential connection cable: 200 mm, black

Diagrams/Drawings

Circuit diagram



Schematic diagram



Address

PHOENIX CONTACT Deutschland GmbH
Flachmarktstr. 8
32825 Blomberg, Germany
Phone +49 5235 3 12000
Fax +49 5235 3 41200
<http://www.phoenixcontact.de>



© 2011 Phoenix Contact
Technical modifications reserved;