

# Chip Bead For High Current

## CIC10 Series (1608/ EIA 0603)



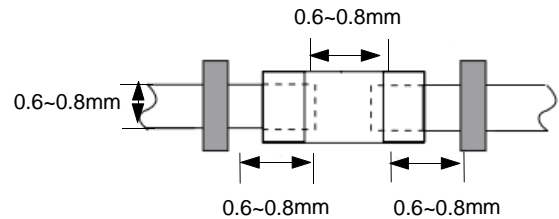
### APPLICATION

Noise Suppression in power line

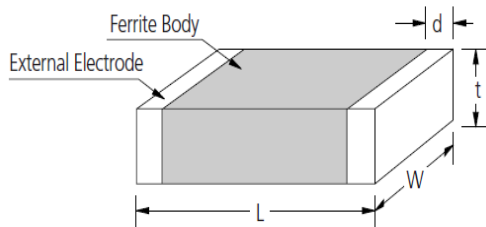
### FEATURES

- CIC series is used for high current. (~ 3A)

### RECOMMENDED LAND PATTERN



### DIMENSION



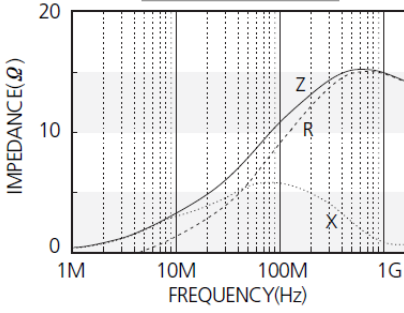
Type	Dimension [mm]			
	L	W	t	d
10	1.6±0.15	0.8±0.15	0.8±0.15	0.3±0.2

### DESCRIPTION

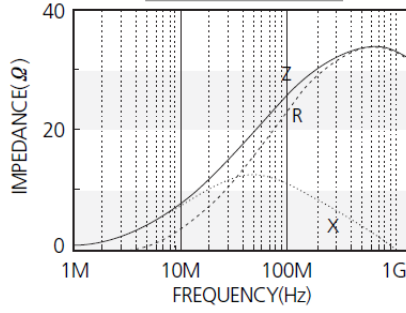
Part no.	Thickness (mm)	Impedance ( $\Omega$ )±25%@100MHz	DC Resistance ( $\Omega$ ) Max.	Rated Current (mA) Max.
CIC10P080	0.80±0.15	8	0.03	3000
CIC10P220	0.80±0.15	22	0.025	3000
CIC10P300	0.80±0.15	30	0.025	3000
CIC10P330	0.80±0.15	33	0.025	3000
CIC10P600	0.80±0.15	60	0.05	2500
CIC10P800	0.80±0.15	80	0.05	2000
CIC10P101	0.80±0.15	100	0.05	2000
CIC10P121	0.80±0.15	120	0.05	2000
CIC10P151	0.80±0.15	150	0.09	1500
CIC10P181	0.80±0.15	180	0.09	1500
CIC10P221	0.80±0.15	220	0.10	1400
CIC10P301	0.80±0.15	300	0.12	1200
CIC10P331	0.80±0.15	330	0.14	1200
CIC10P471	0.80±0.15	470	0.15	1200
CIC10P601	0.80±0.15	600	0.15	1200
CIC10J080	0.80±0.15	8	0.02	3000
CIC10J300	0.80±0.15	30	0.03	3000
CIC10J470	0.80±0.15	47	0.05	2000
CIC10J600	0.80±0.15	60	0.05	2000
CIC10J800	0.80±0.15	80	0.10	2000
CIC10J121	0.80±0.15	120	0.10	2000
CIC10J151	0.80±0.15	150	0.15	1500
CIC10J221	0.80±0.15	220	0.15	1500
CIC10J301	0.80±0.15	300	0.15	800
CIC10J471	0.80±0.15	470	0.15	800
CIC10J601	0.80±0.15	600	0.15	750

CHARACTERISTIC DATA

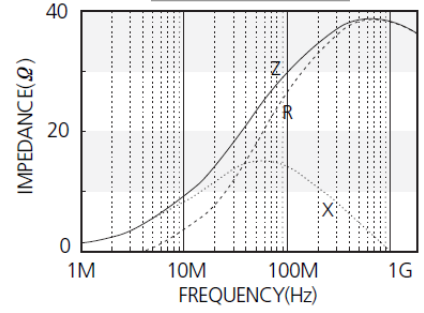
**CIC10P080**



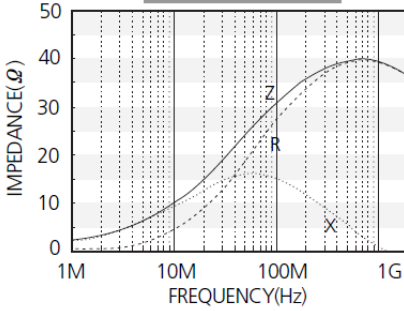
**CIC10P220**



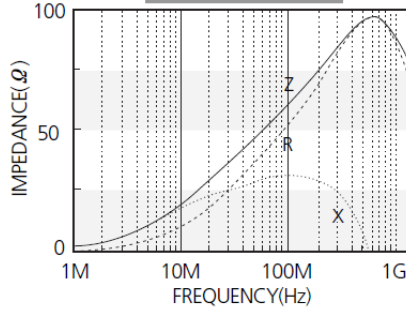
**CIC10P300**



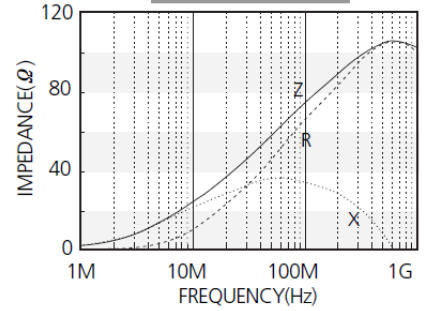
**CIC10P330**



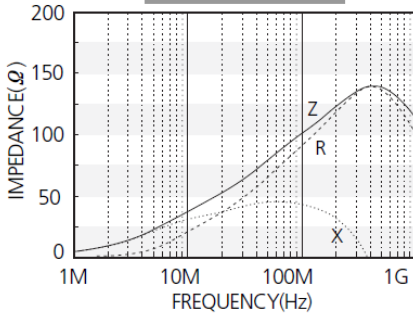
**CIC10P600**



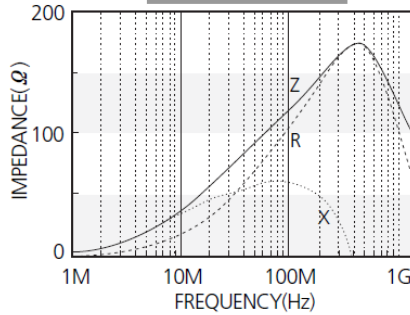
**CIC10P800**



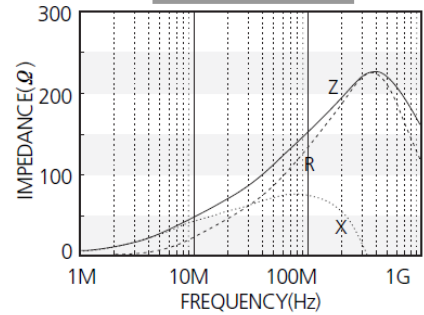
**CIC10P101**



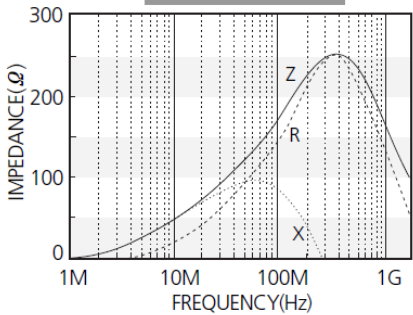
**CIC10P121**



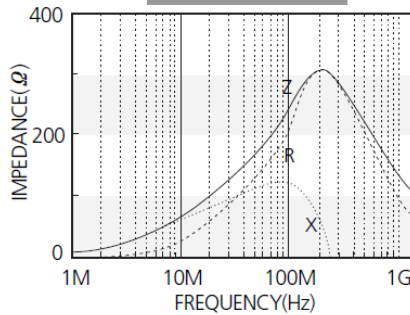
**CIC10P151**



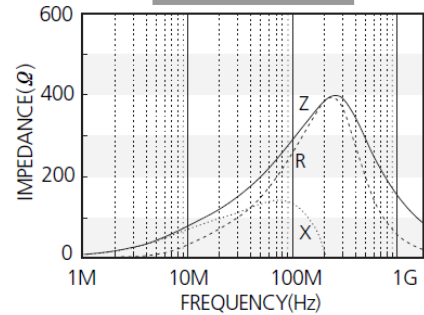
**CIC10P181**



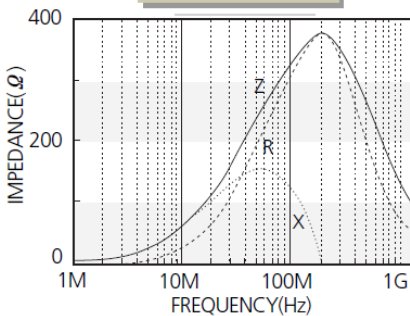
**CIC10P221**



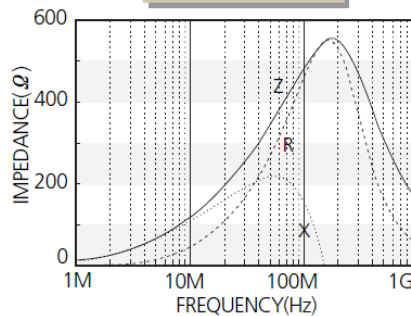
**CIC10P301**



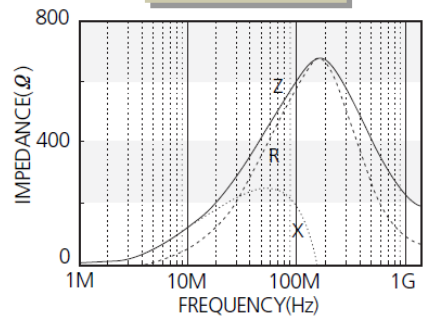
**CIC10P331**



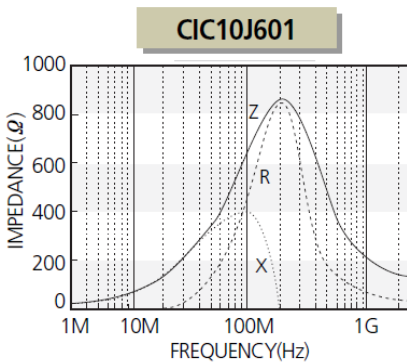
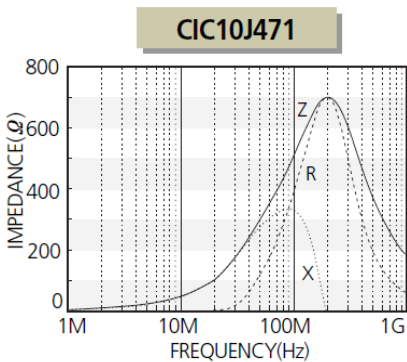
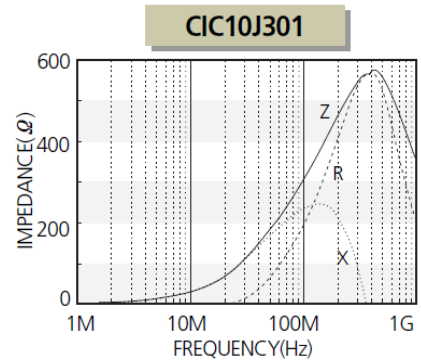
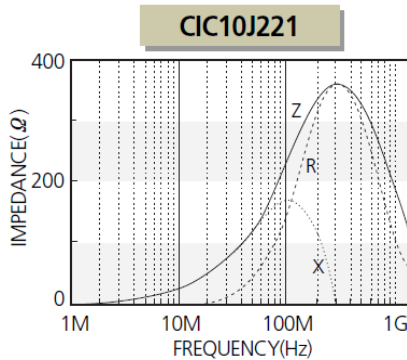
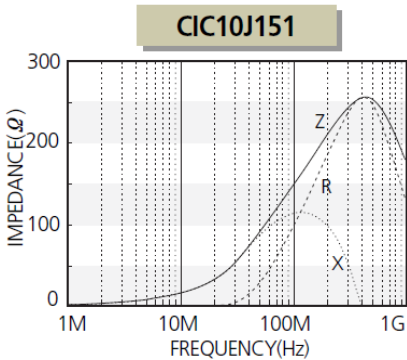
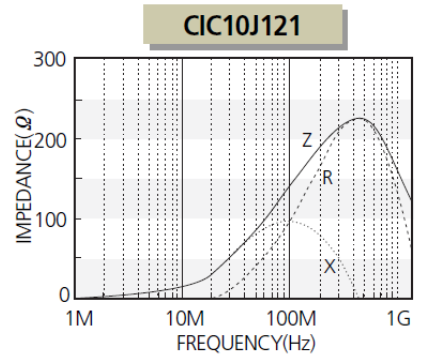
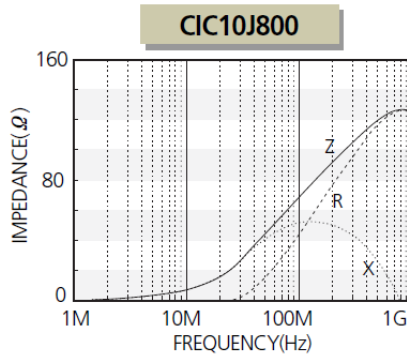
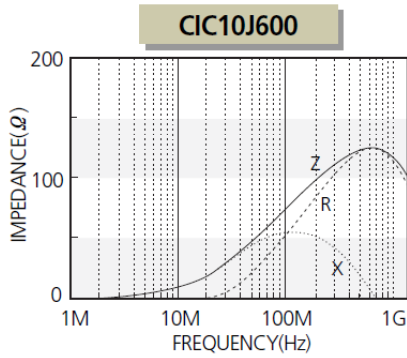
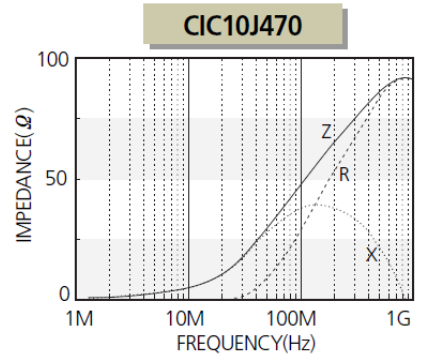
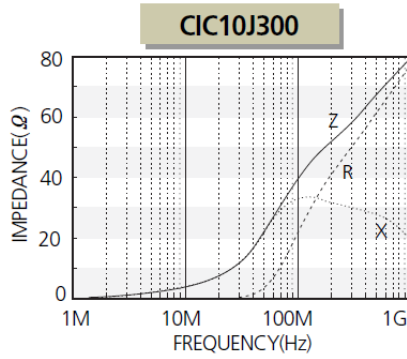
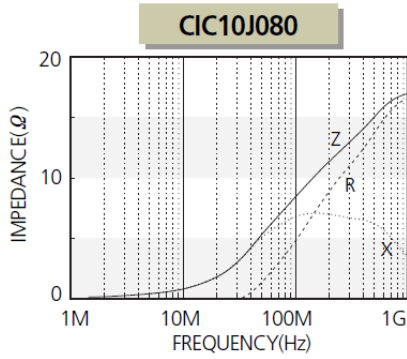
**CIC10P471**



**CIC10P601**



CHARACTERISTIC DATA



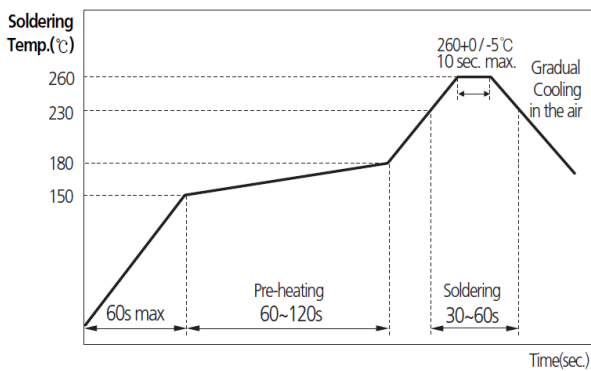
**PRODUCT IDENTIFICATION**

**CI C 10 P 080 N C**  
**(1) (2) (3) (4) (5) (6) (7)**

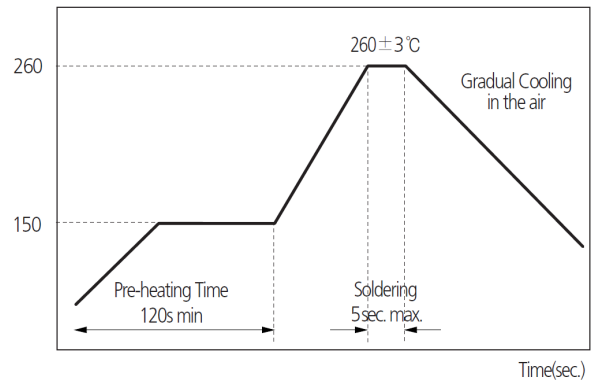
- (1) Chip Beads
- (2) For High current(C:~3A)
- (3) Dimension
- (4) Material Code
- (5) Nominal impedance (080:8Ω, 221:220Ω )
- (6) Thickness option(N:Standard, A:Thinner than standard, B:Thicker than standard)
- (7) Packaging(C:paper tape, E:embossed tape)

**RECOMMENDED SOLDERING CONDITION**

**REFLOW SOLDERING**



**FLOW SOLDERING**



**PACKAGING**

Packaging Style	Quantity(pcs/reel)
Card Board Taping	4000



Any data in this sheet are subject to change, modify or discontinue without notice.

The data sheets include the typical data for design reference only. If there is any question regarding the data sheets, please contact our sales personnel or application engineers.