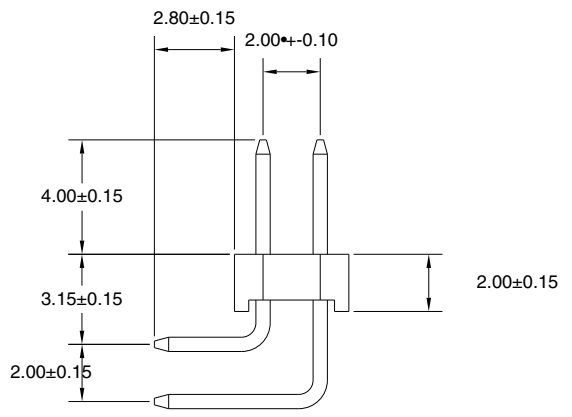
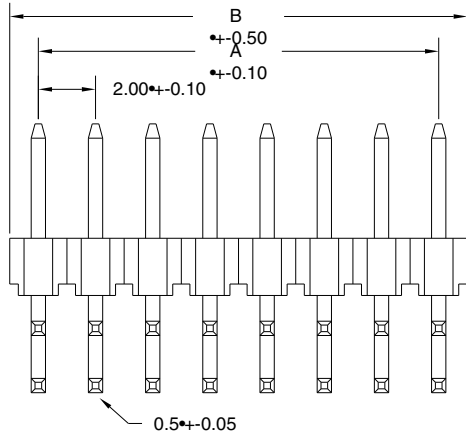
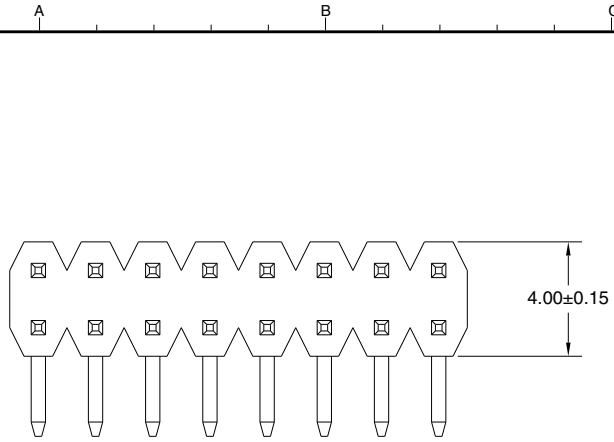


No. of Contacts	DIMENSIONS	
	A	B
4	2.00	4.00
6	4.00	6.00
8	6.00	8.00
10	8.00	10.00
12	10.00	12.00
14	12.00	14.00
16	14.00	16.00
18	16.00	18.00
20	18.00	20.00
22	20.00	22.00
24	22.00	24.00
26	24.00	26.00
28	26.00	28.00
30	28.00	30.00
32	30.00	32.00
34	32.00	34.00
36	34.00	36.00
38	36.00	38.00
40	38.00	40.00
42	40.00	42.00
44	42.00	44.00
46	44.00	46.00
48	46.00	48.00
50	48.00	50.00
52	50.00	52.00
54	52.00	54.00
56	54.00	56.00
58	56.00	58.00
60	58.00	60.00
62	60.00	62.00
64	62.00	64.00
66	64.00	66.00
68	66.00	68.00
70	68.00	70.00
72	70.00	72.00
74	72.00	74.00
76	74.00	76.00
78	76.00	78.00
80	78.00	80.00

**SPECIFICATIONS**

Current Rating: 1 Amp  
 Insulator Resistance: 5000 Mega Ohms min.  
 Dielectric Withstanding: 500 VAC  
 Operating Temperature: -40 Degrees C. to +105 Degrees C.  
 Contact Material: Brass or Phosphor Bronze  
 Insulator Material: Polyester, UL 94V-0  
 ©Standard: P.B.T

Contact Finish: Selective Plating, Gold/Tin



**SULLINS**  
 801 E. MISSION RD.  
 SAN MARCOS, CA 92069

GENERAL TOLERANCE	
XX. ±-	.XXX ±-
X. ±- 0.20	.XXX ±-
.X ±- 0.10	.X.B ±-
.XX ±- 0.05	.X.B ±-

SCALE 5:1  
 UNIT MM  
 SIZE A4

DRAWN  
 CHECK  
 APPROVE

DATE  
 DATE  
 DATE

DWG. NO. **T0018**  
 PARTS NO. **PRPNxx2PARN**

TITLE  
 SHEET

REV.  
 SHEET