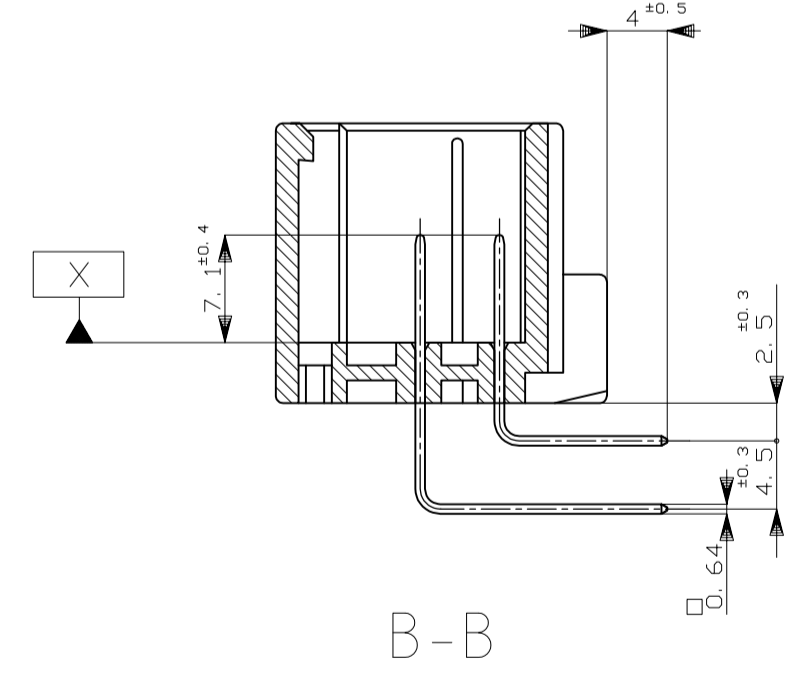
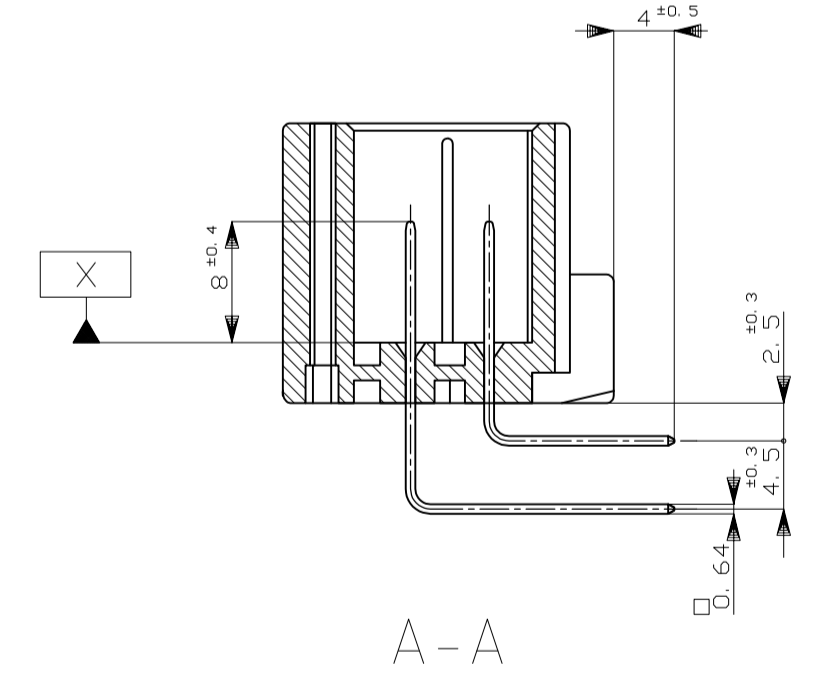
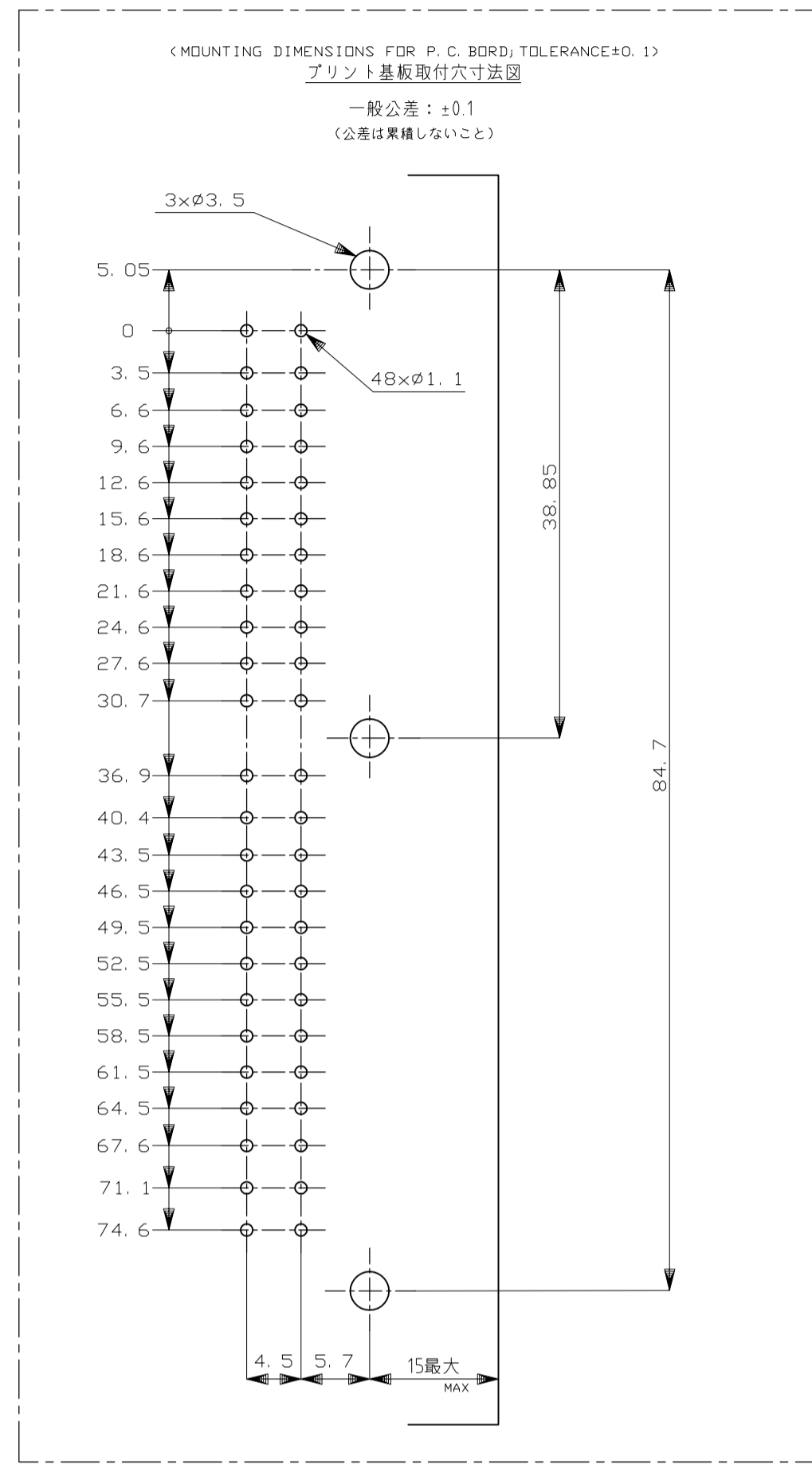
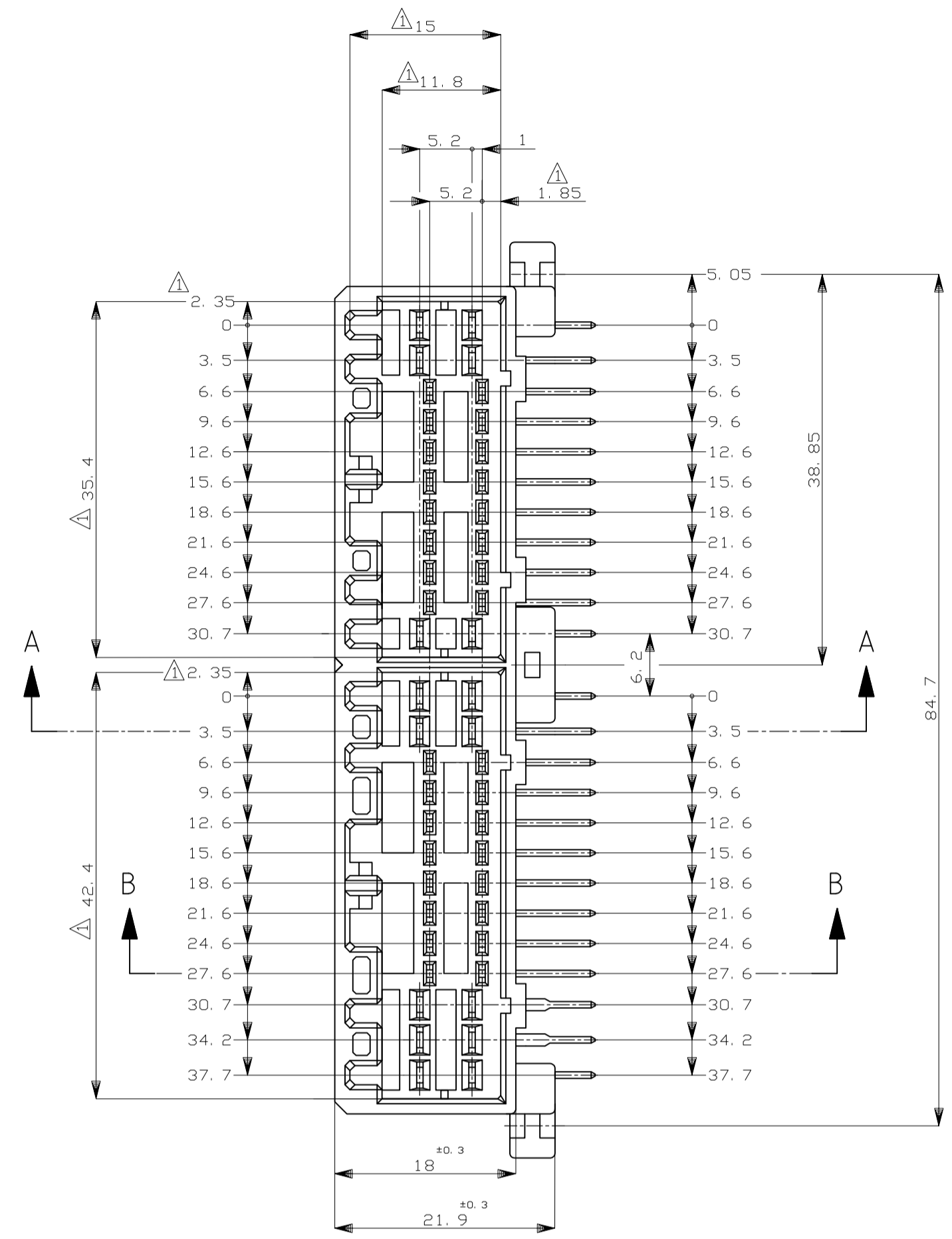
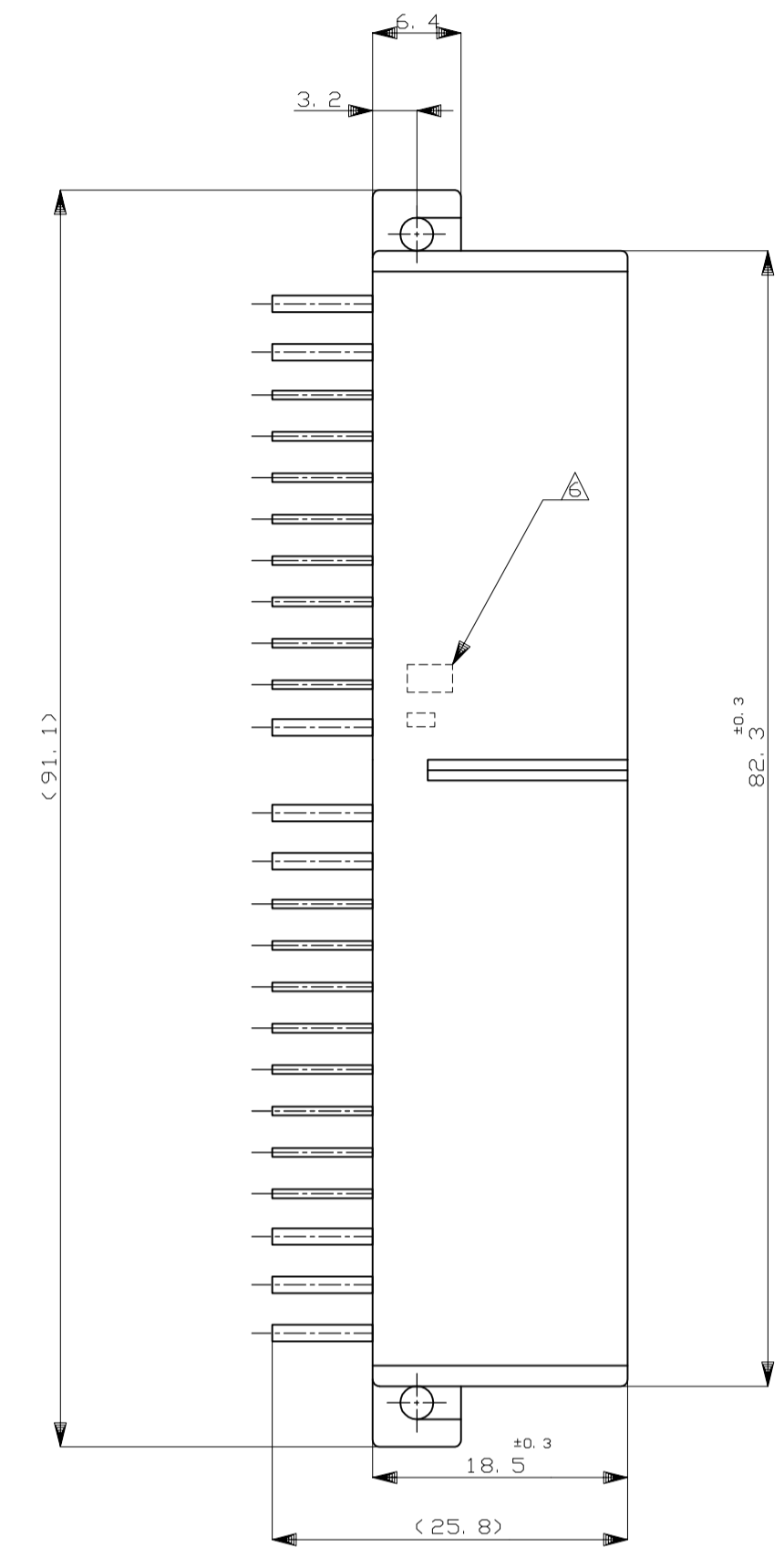
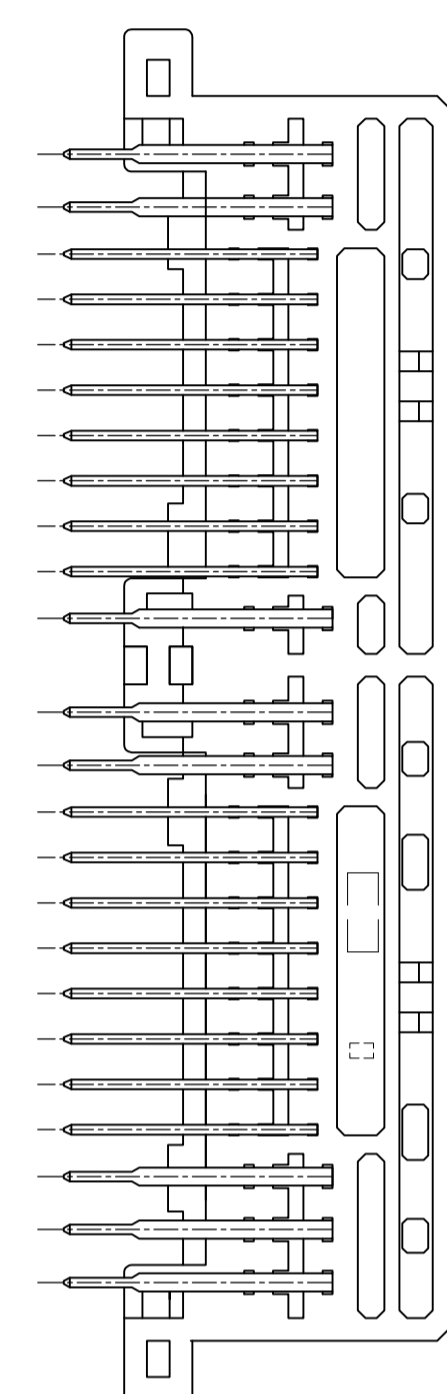
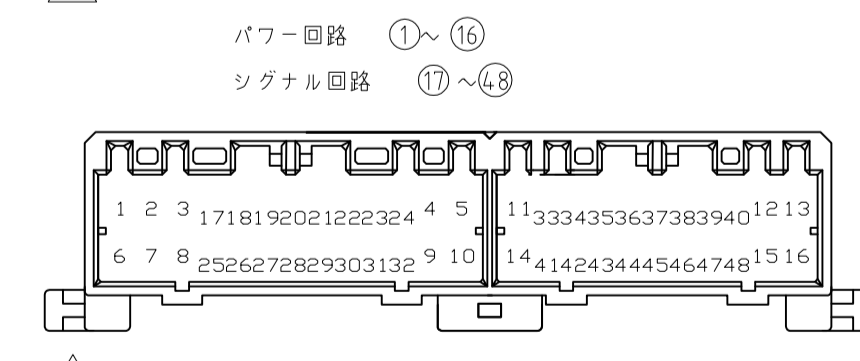


REVISIONS					
REV	DATE	DESCRIPTION	BY	CHK	APPV
M8	REVISED	ECR-16-003276	05SEP2016	KF	HY



- △ X 面から2mmの範囲で測定
- 2. 嵌合相手ハウジング型 174515, 174516, 917989, 917992
- 3. 推奨取付ねじ: JIS B1115, B1112 タッピンねじ, なべ2種
呼び径3, 長さ6mm以下 (締付けトルク: 39N・cm (4kgf・cm) 以下)
- 4. 適用製品規格番号: 108-5280, 108-5342



- △ 回路番号:
 パワー回路 ①~⑬
 シグナル回路 ⑭~⑳
- △ 6. コンタクト仕上識別マーク
- △ MUST BE KEPT BETWEEN X AND 2
- 2. THE MATING PLUG HSG PART NUMBER, 174515, 174516, 917989, 917992
- 3. RECOMMENDED MOUNTING SCREW, 3mm DIA, 6mm LENGTH (MAX.)
 PAN HEAD, CLASS 2 TAPPING SCREW SPECIFIED IN JIS B1115, B1122
 (TIGHTENING TORQUE, 39.2N・cm (4kgf・cm) MAX.)
- 4. APPLICABLE PRODUCT SPEC NO.: 108-5280, 108-5342
- △ ① CIRCUIT NUMBER
 POWER CIRCUIT NO. ①~⑬
 SIGNAL CIRCUIT NO. ⑭~⑳
- △ MARKING FOR DISCERNMENT OF THE CONTACT FINISH

NO.	FINISH	PLATING	CONTACT SIDE	POWER CIRCUIT NO.	SIGNAL CIRCUIT NO.	COLOR	PART NUMBER
54	SELECTIVE-TIN (MATTE)	SELECTIVE GOLD x 16	-	33~40, 41~48	-	YELLOW 黄色	4-5174917-7
57	SELECTIVE-TIN (MATTE)	PRE-TIN x 32	-	19, 20, 27, 28, 36	-	GRAY 灰色	7-5174917-6
56	SELECTIVE-TIN (MATTE)	SELECTIVE GOLD x 5	-	21~23, 28~31	-	YELLOW 黄色	6-5174917-7
58	SELECTIVE-TIN (MATTE)	SELECTIVE GOLD x 7	-	19, 20, 27~31, 36, 44	-	GRAY 灰色	8-5174917-6
59	SELECTIVE-TIN (MATTE)	SELECTIVE GOLD x 10	-	19, 20, 27~31, 36	-	GRAY 灰色	9-5174917-6
55	SELECTIVE-TIN (MATTE)	SELECTIVE GOLD x 8	-	33~40	-	YELLOW 黄色	5-5174917-7
52	SELECTIVE-TIN (MATTE)	SELECTIVE-TIN (BRIGHT) x 40	-	18~24, 27~32, 36, 44	-	YELLOW 黄色	2-5174917-7
8	TIN-LEAD	SELECTIVE GOLD x 33	-	19, 20, 22, 28~32, 36, 44	-	GRAY 灰色	8-174917-6
7	TIN-LEAD	PRE-TIN x 38	-	19, 20, 27, 28, 36	-	GRAY 灰色	7-174917-6
4	TIN-LEAD	SELECTIVE GOLD x 5	-	33~40, 41~48	-	YELLOW 黄色	4-174917-7
3	TIN-LEAD	PRE-TIN x 32	-	17~24, 33~40	-	NATURAL 自然色	3-174917-1
2	TIN-LEAD	SELECTIVE GOLD x 16	-	18~24, 27~32, 36, 44	-	YELLOW 黄色	2-174917-7
0	PRE-TIN x 48	PRE-TIN x 33	-	-	-	ORANGE オレンジ色	174917-8
0	PRE-TIN x 48	PRE-TIN x 48	-	-	-	YELLOW 黄色	174917-7
0	PRE-TIN x 48	PRE-TIN x 48	-	-	-	GRAY 灰色	174917-6
0	PRE-TIN x 48	PRE-TIN x 48	-	-	-	BLUE 青色	174917-5
0	SELECTIVE-TIN (MATTE)	SELECTIVE-TIN (BRIGHT) x 48	-	-	-	NATURAL 自然色	174917-2
0	PRE-TIN x 48	PRE-TIN x 48	-	-	-	NATURAL 自然色	174917-1

THIS DRAWING IS A CONTROLLED DOCUMENT.

DIN T. SHINOHARA
 CHK K. BETSUJI
 APVD K. BETSUJI

PRODUCT SPEC 製品仕様
 APPLICATION SPEC 取付適用規格

SIZE 100779
 DRAWING NO. 174917

WEIGHT 24.1 g

CUSTOMER DRAWING

SCALE 2:1

SHEET 1 of 1

REV M8