


SPECIFICATION

- Part No. : **MA130.A.LP.002**
- Product Name : MA130 GPS/GLONASS/GALILEO and ISM Band
868MHz
2 in 1 Combination Hercules Screw Mount
(Permanent Thread Mount)
- Features : Stable and High efficiency
4dBi Gain 868MHz ISM Band
-200mm RG316 SMA(M)
GPS/GLONASS/GALILEO - Two Stage 27dB+LNA
- 200mm RG174 SMA(M)
Low profile - Height 28.5mm, Diameter 47.8mm
Robust, UV and Vandal resistant PC housing
IP67/IP69K Water Resistant
RoHS Compliant



1. Introduction

The MA130 Hercules antenna is a GPS/GLONASS/GALILEO and ISM Band 868MHz combination 2in1 high performance solution for remote monitoring. The integrated metal thread-mount allows for external use on vehicles and outdoor assets worldwide.

The 868MHz ISM Band antenna has an inbuilt ground-plane and comparatively wide-bandwidth of 30MHz+, at a minimum return loss of -10dB from 850MHz to 880MHz, delivering complete stability of performance when mounted on a ground-plane or in free-space, thus permitting a wide variety of installations. The omni-directional gain pattern, with a peak gain of 4dBi when using shorter cable lengths, ensures constant reception and transmission.

The GPS/GLONASS/GALILEO antenna has been optimized to work on both GPS/GALILEO and GLONASS bands, allowing the antenna to see the maximum amount of satellites in the sky and improving tracking accuracy enormously especially in built up areas, such as urban canyons where traditional GPS-only solutions struggle to maintain a lock driving around corners. A front-end SAW filter attenuates any nearby out-of-band wireless transmissions so the GPS/GALILEO LNA is not driven into compression or damaged.

The Hercules is also prized by the leading wireless device brands globally due to its unique mechanical construction. The compact size and rugged polycarbonate construction, which can withstand direct attack and hazards such as tree-branches, coupled with a waterproof rating of IP67 and IP69K (waterproof against high pressure industrial cleaning from top and bottom sides) are un-matched in the industry.

The standard option comes with 200mm cables and SMA(M) connectors. The cable length and connector are customizable. Taoglas supplies low loss extension cables according to your requirement. Maximum cable length should not go beyond 5 meters. The Hercules is also available in White. Contact your regional sales office for further information.

2. Specification


| ELECTRICAL ISM Band 868MHz | | | | | | |
|---------------------------------|------------------------|-------------------------------|-------|-------|-------|-------|
| Operation Frequency (MHz) | | 868 MHz | | | | |
| Cable length (M) | | 0.2 | 1 | 2 | 3 | 5 |
| In free space | Average Gain (dB) | -2.69 | -3.29 | -3.99 | -4.79 | -6.39 |
| | Efficiency (%) | 53.79 | 46.85 | 39.87 | 33.16 | 22.95 |
| | Peak Gain | 3.98 | 3.38 | 2.68 | 1.88 | 0.28 |
| Cable length (M) | | 0.2 | 1 | 2 | 3 | 5 |
| On 30x30cm ground plane | Average Gain (dB) | -2.14 | -2.74 | -3.44 | -4.24 | -5.84 |
| | Efficiency (%) | 61.04 | 53.16 | 45.25 | 37.64 | 26.04 |
| | Peak Gain | 4.51 | 3.91 | 3.21 | 2.41 | 0.81 |
| Max VSWR | | 2:1 | | | | |
| Max. Return Loss (dB) | | -10 | | | | |
| Polarization | | Linear | | | | |
| Impedance | | 50 Ohms | | | | |
| Max Input Power | | 5 Watts | | | | |
| ELECTRICAL GPS-GLONASS-GALILEO | | | | | | |
| Frequency | | 1574~1606MHz | | | | |
| Impedance | | 50 ohm | | | | |
| VSWR | | 2.0 Max | | | | |
| GPS/GALILEO Patch Gain @ Zenith | | -1.4dBi Passive Gain @ Zenith | | | | |
| GLONASS Patch Gain @ Zenith | | -1.3dBi Passive Gain @ Zenith | | | | |
| Out Band Rejection | fo = 1575.42MHz | | | | | |
| | fo ± 30 MHz 5dB Min. | | | | | |
| | fo ± 50 MHz 20dB Min. | | | | | |
| | fo ± 100 MHz 25dB Min. | | | | | |
| Input Voltage | | Typ. 2.5~5.5V | | | | |
| Total Gain @ Zenith | | 27dB typical at 3.0V | | | | |
| Current Consumption | | 10mA typical at 3.0V | | | | |
| Noise Figure | | 1.3dB typical | | | | |

| MECHANICAL | |
|---|--|
| Dimension (mm) | Height = 28.5 mm and Diameter = 47.8 mm |
| Cable length | 200mm RG316 of ISM Band antenna – Fully Customizable 200mm RG174 of GPS/GLONASS/GALILEO antenna –Fully Customizable |
| Connector | Both are SMA(M)ST – Fully Customizable |
| Casing | PC |
| Base and Thread | Nickel plated steel |
| Thread Diameter | 18 mm |
| Weather proof gasket | CR4305 |
| Sealant | Rubber Stopper |
| Weight | 140g (200mm cable length) |
| ENVIRONMENTAL RATINGS | |
| Protection | IP67 & IP69K |
| Corrosion | 5% NaCl for 48hrs - Nickel plated steel base and thread |
| Temperature Range | -40°C to +85°C |
| Thermal Shock | 100 cycles -40°C to +85°C |
| Humidity | Non-condensing 65°C 95% RH |
| Shock (Drop Test) | 1m drop on concrete 6 axes |
| Cable Pull | 8 Kgf |
| Recommended Torque Setting for Mounting | 24.5N·m |
| Maximum Torque Setting for Mounting | 29.5N·m |

3. Antenna Characteristics

3.1. Test Setup

MA.130.A.LP.002 antenna was tested with R&S ZNB-8 network analyzer.



In free space



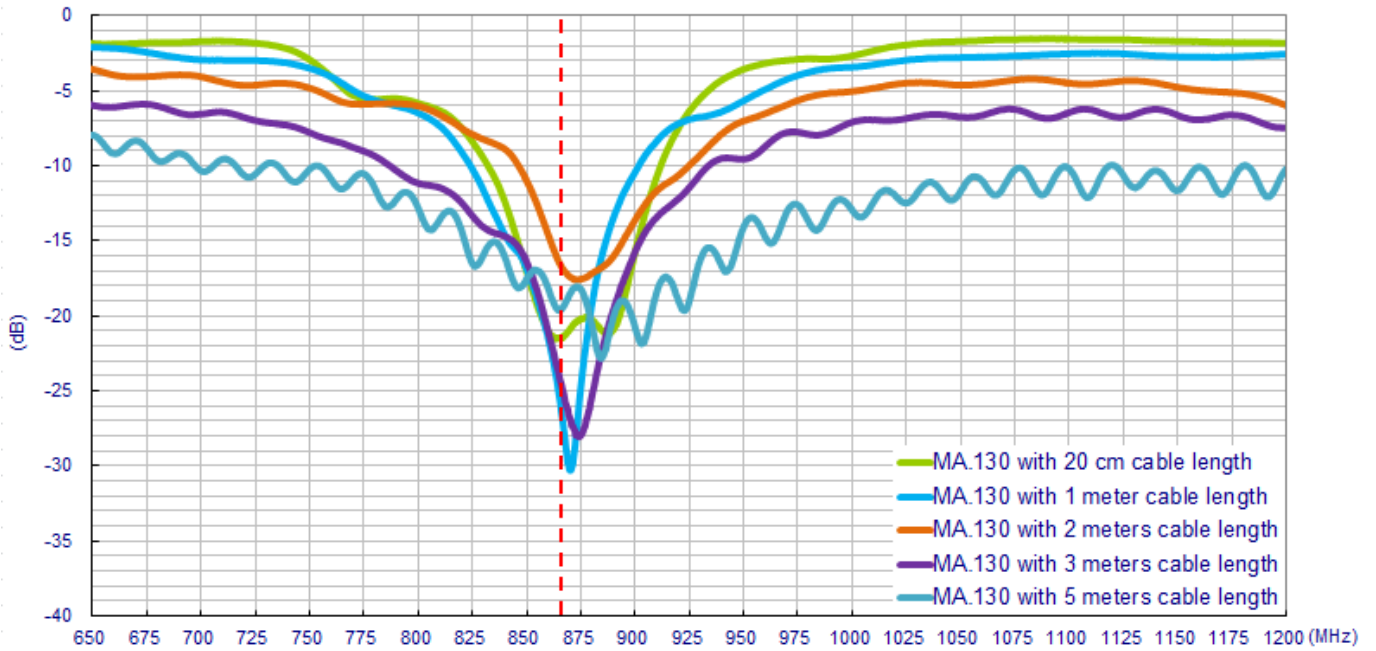
On 30x30 ground plane

Taoglas measured the antenna with two states - in free space, and mounted on a 30x30cm ground plane

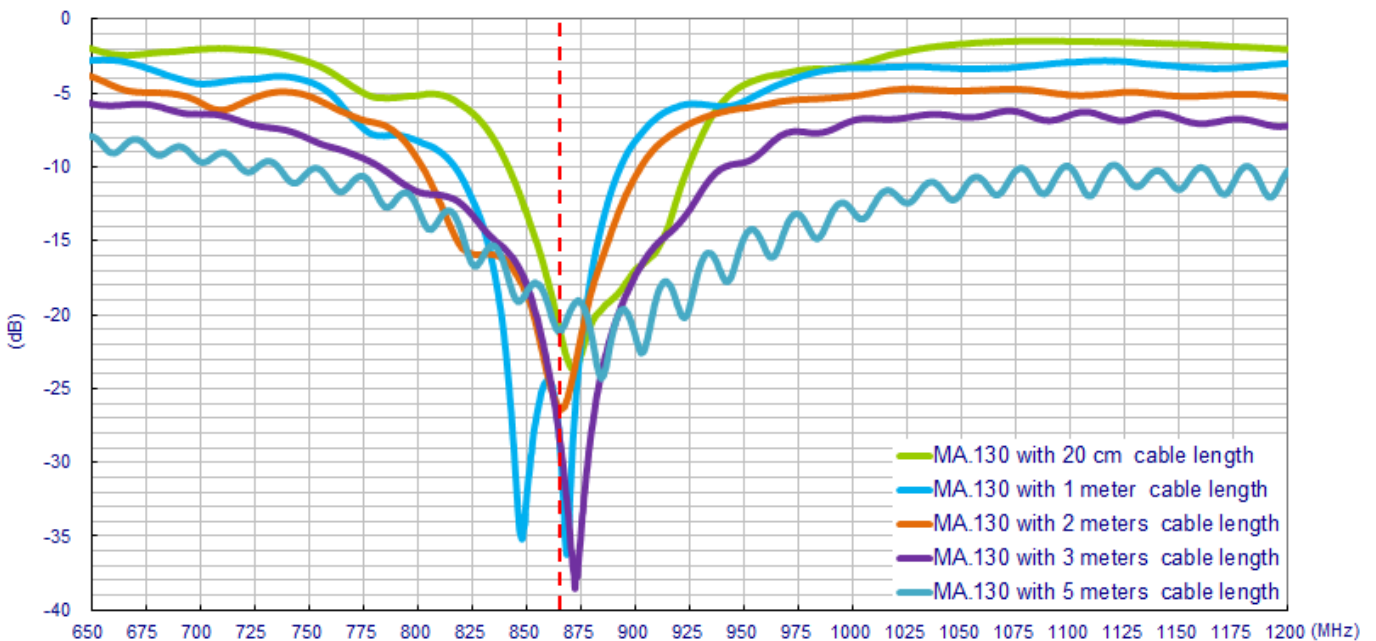
4.868MHz Antenna

4.1. Return Loss

4.1.1. In free space

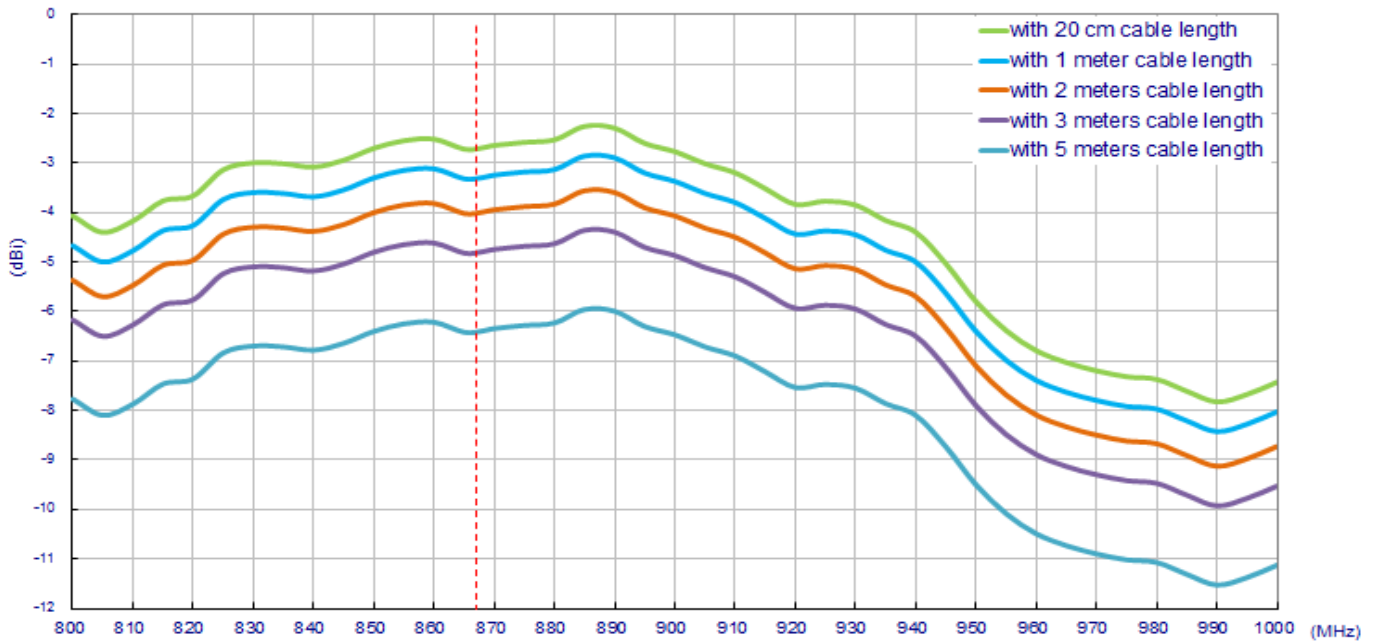


4.1.2. On 30X30cm ground plane

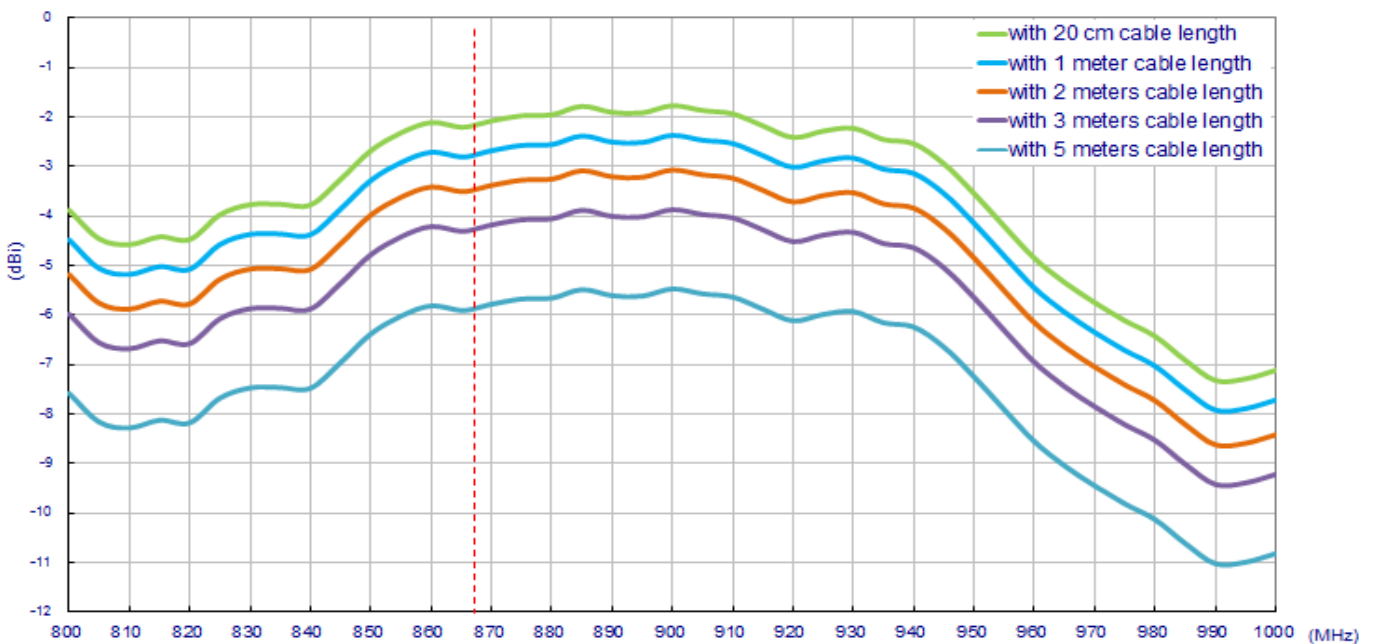


4.2. Average Gain

4.2.1. In free space

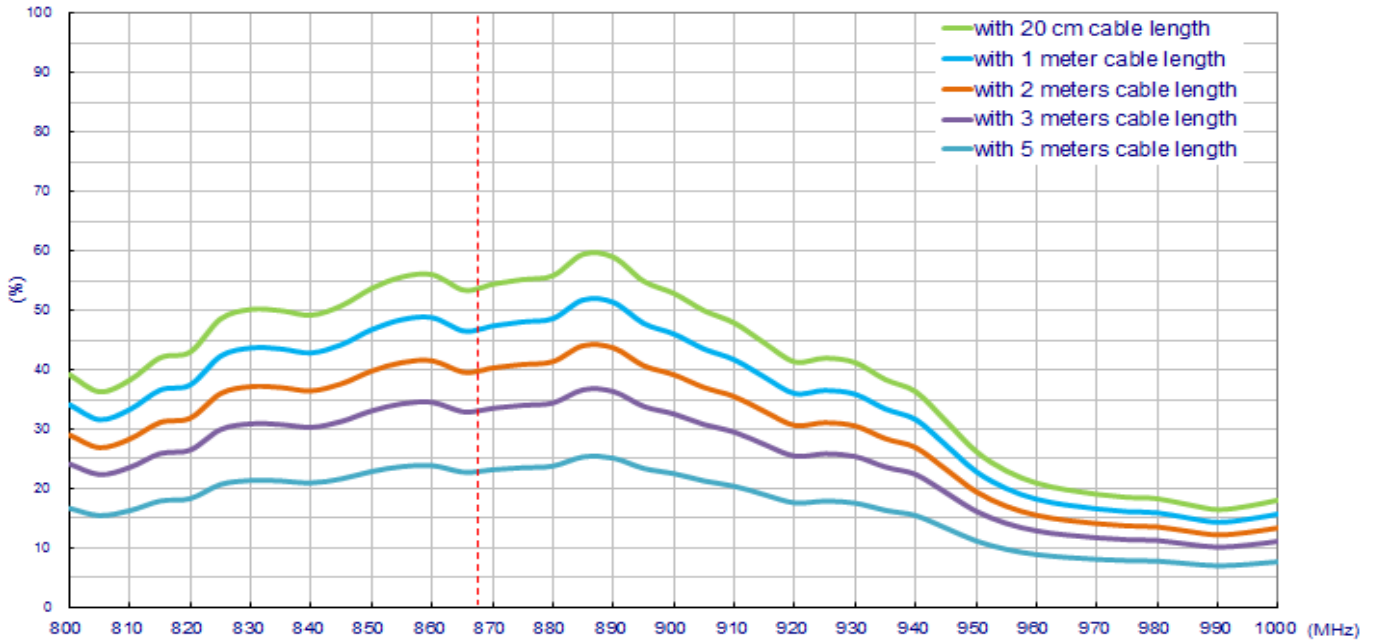


4.2.2. On 30x30cm ground plane

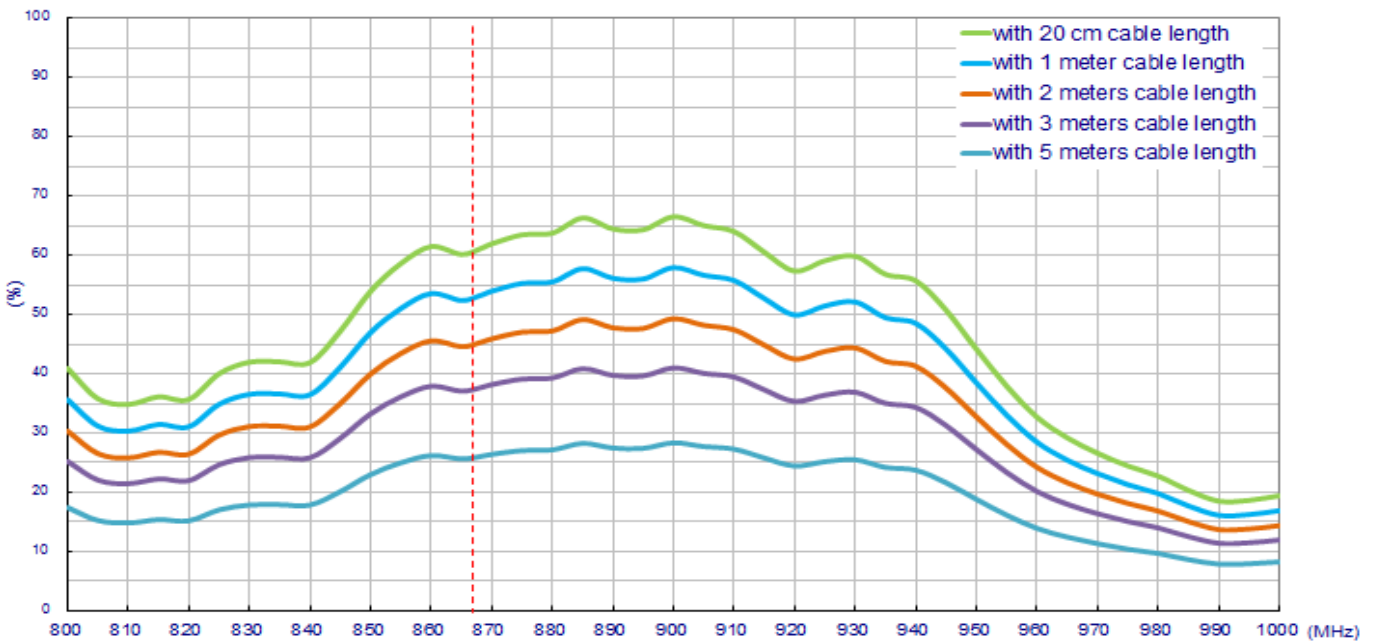


4.3. Efficiency

4.3.1. In free space

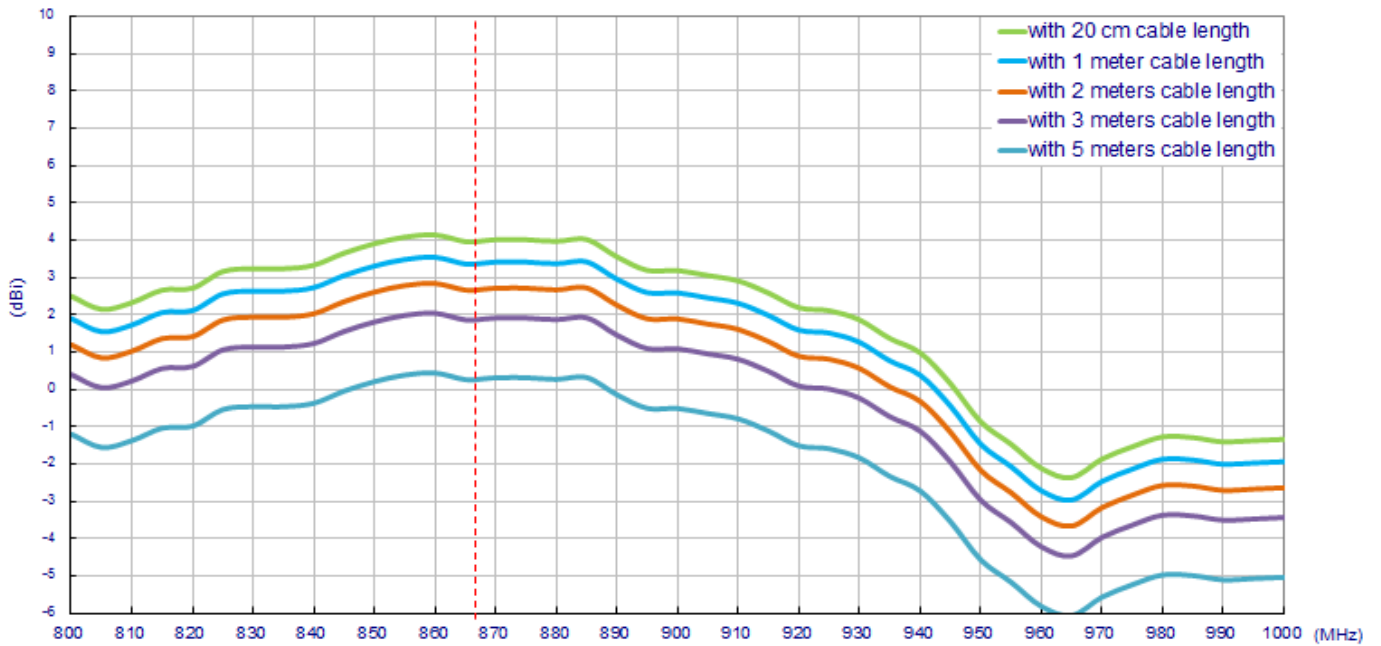


4.3.2. On 30x30cm ground plane

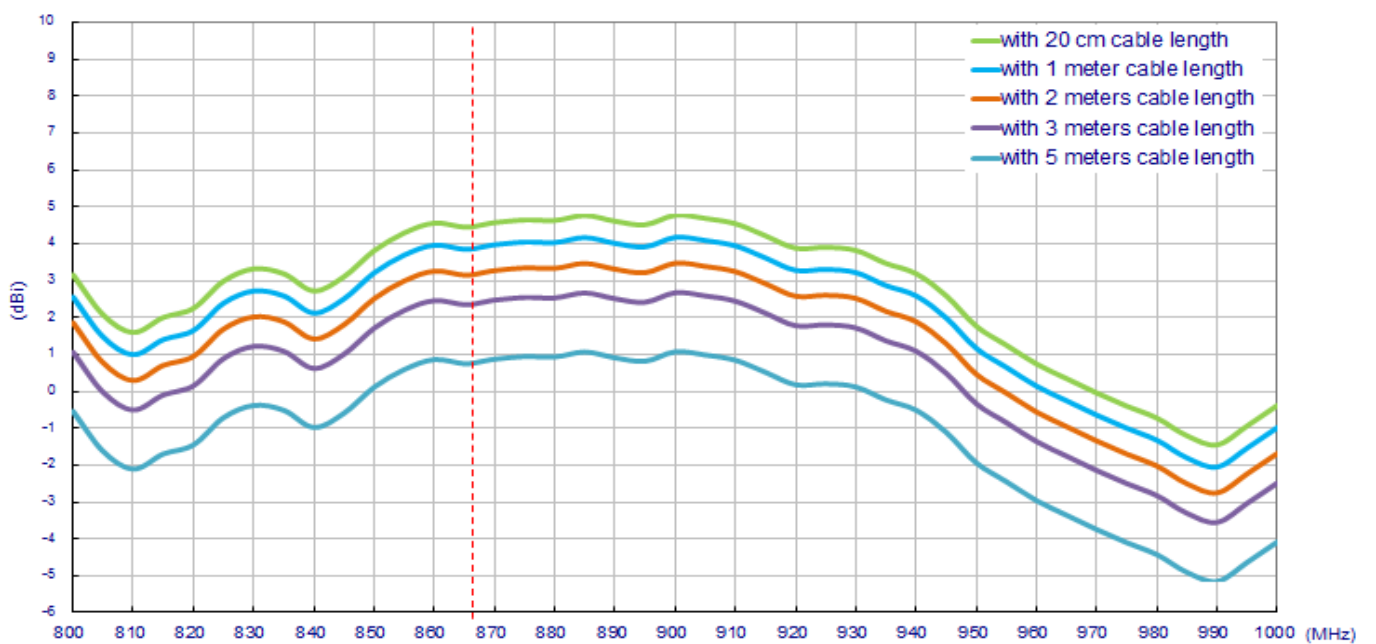


4.4. Peak Gain

4.4.1. In free space



4.4.2. On 30x30cm ground plane




4.5. Antenna Radiation Patterns

4.5.1. Antenna Setup

The antenna radiation pattern test setup is shown below.



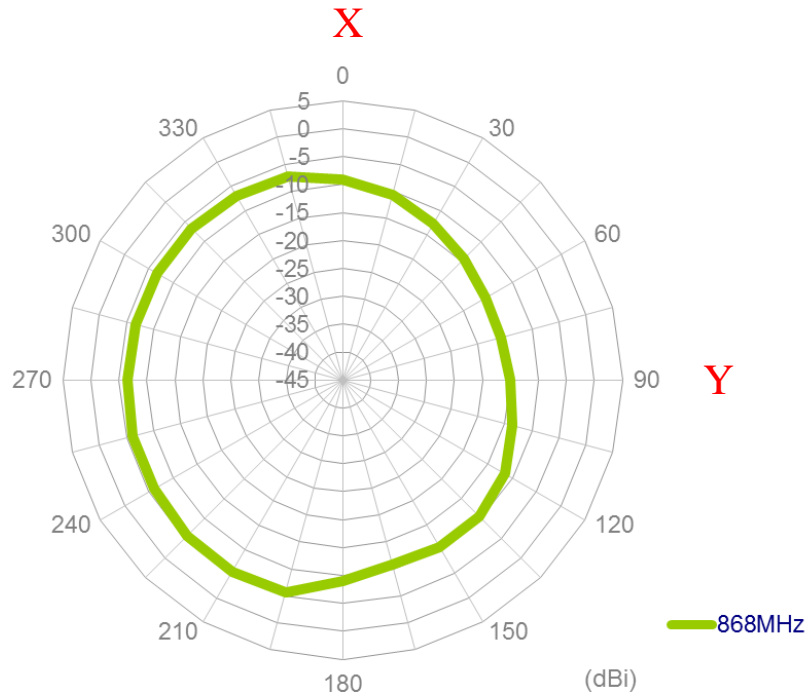
In free space



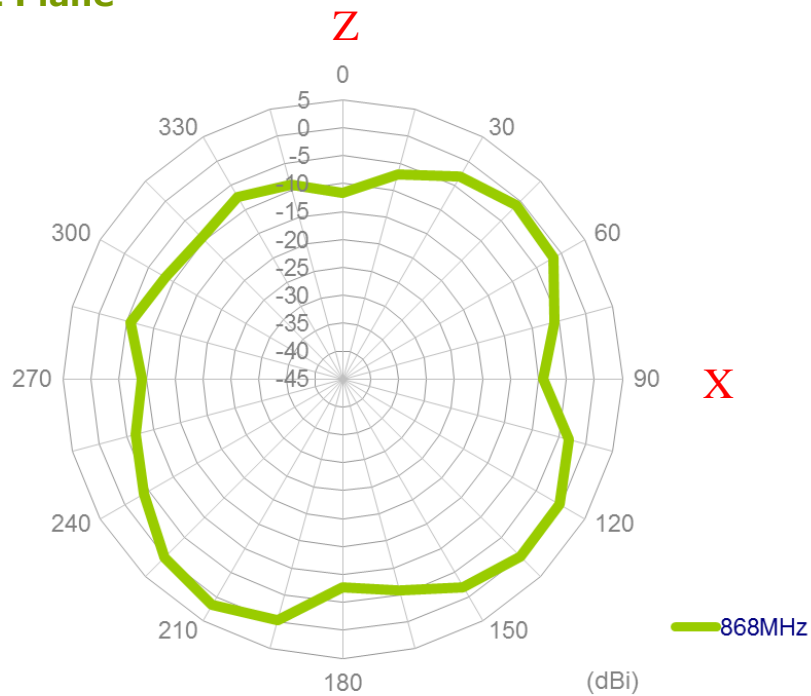
On 30x30 ground plane

4.5.2. Antenna Radiation Patterns

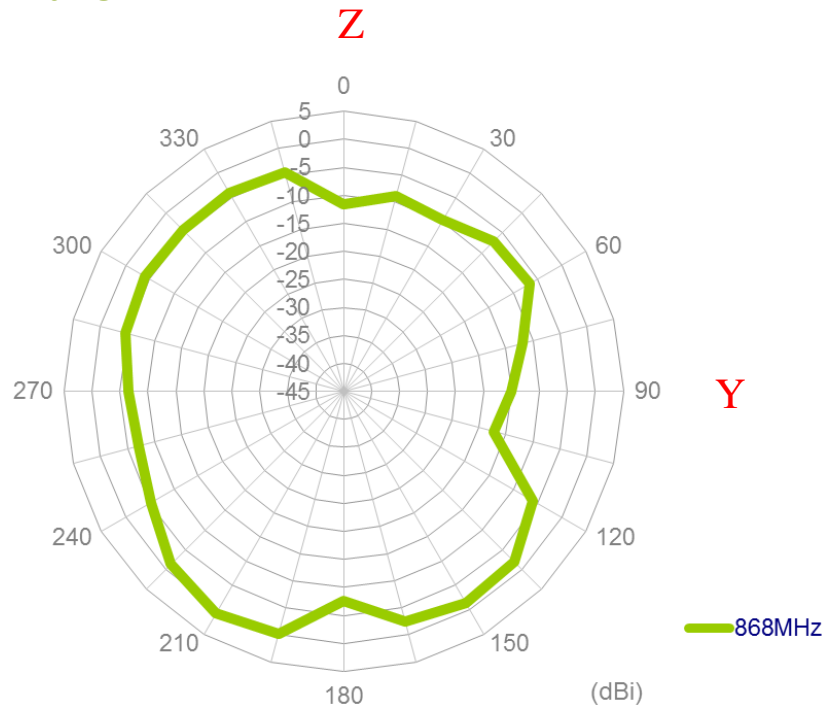
**In free space
XY Plane**



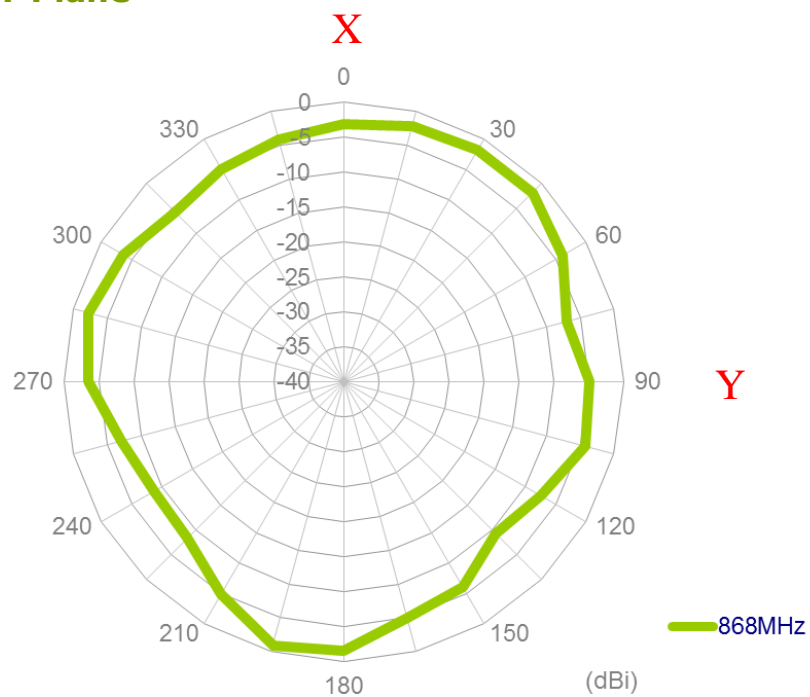
XZ Plane



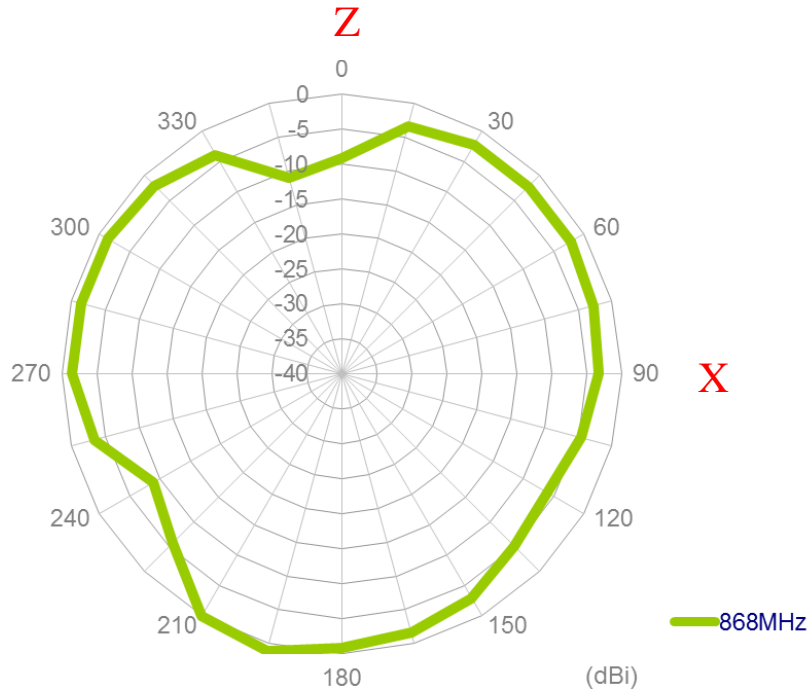
YZ Plane



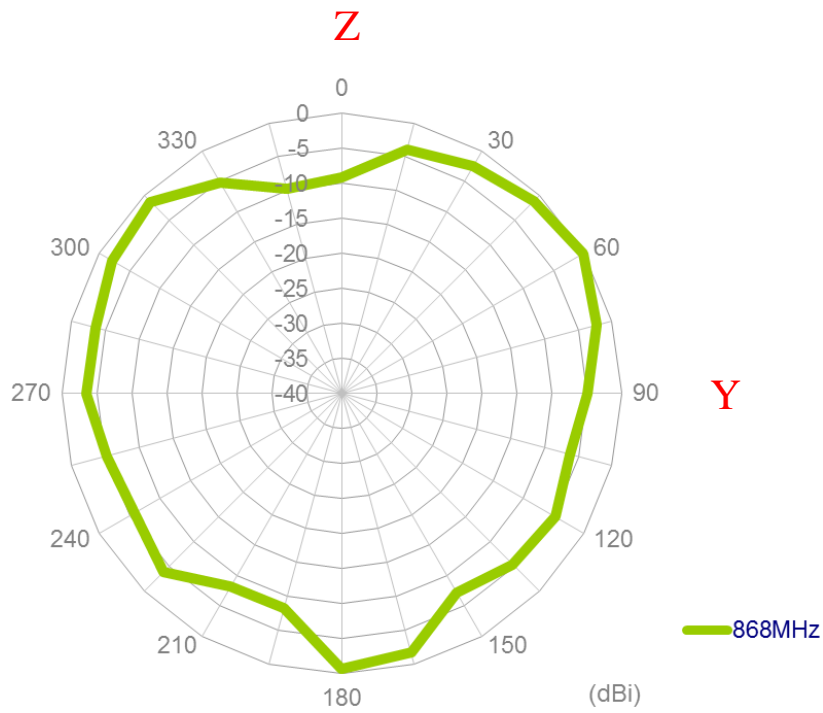
**On 30x30cm ground plane
XY Plane**



XZ Plane

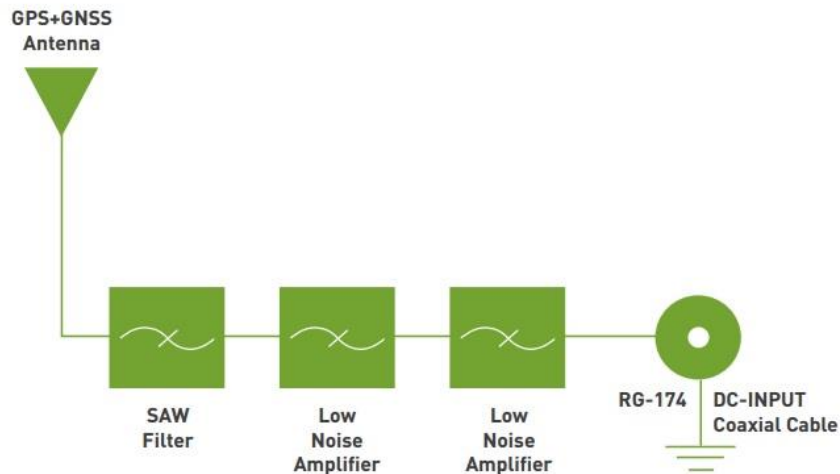


YZ Plane



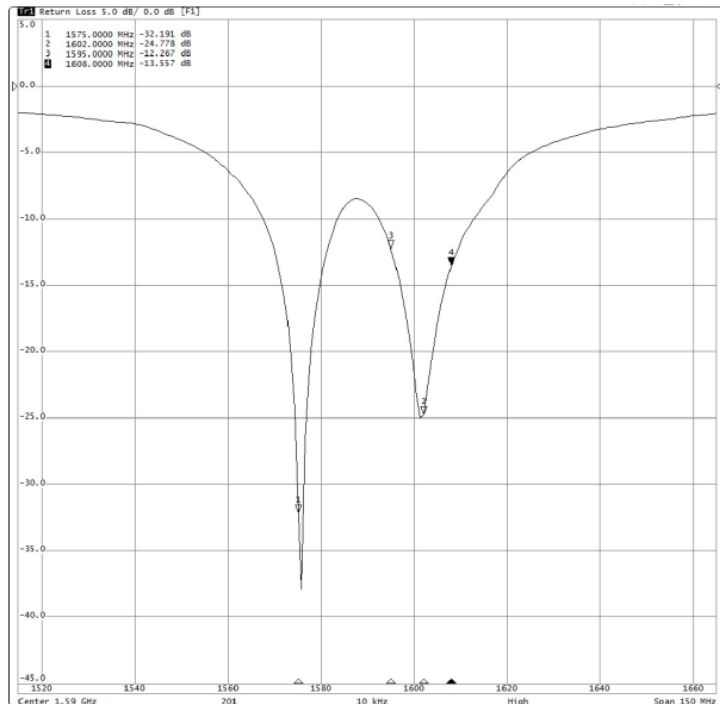
5. GPS-GLONASS-GALILEO Antenna

5.1. System Block Diagram



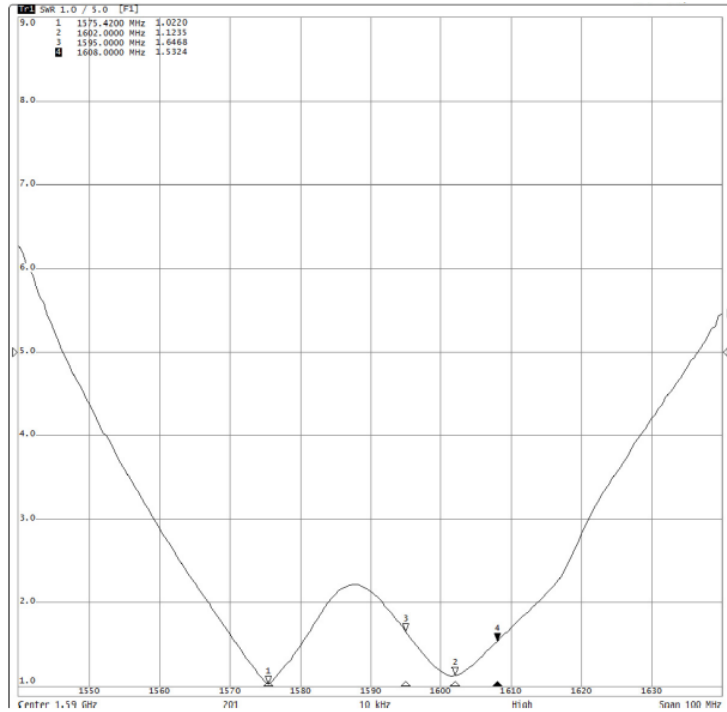
5.2. GPS-GLONASS-GALILEO Passive Antenna Result

5.2.1. Return Loss



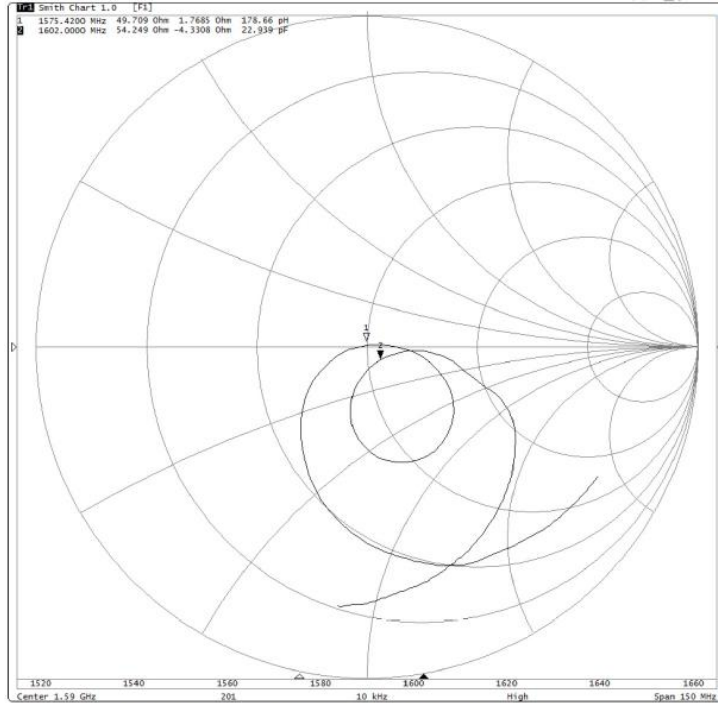
Return Loss : 1575.42 MHz -32.19 dB
1602.6 MHz -24.77 dB

5.2.2. VSWR



VSWR: 1.022 @ 1575.42 MHz
 1.12 @ 1602.6 MHz

5.2.3. Smith Chart

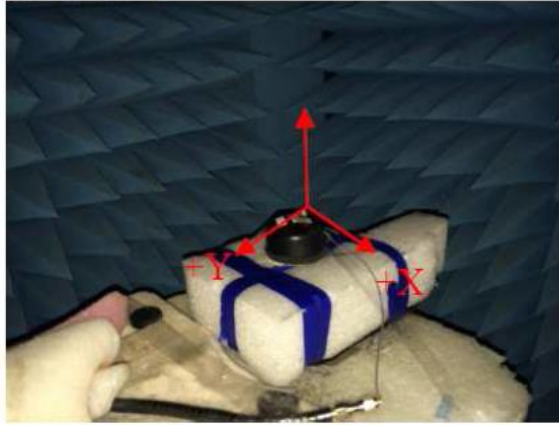


Impedance : 49.70 +j1.76 Ohm

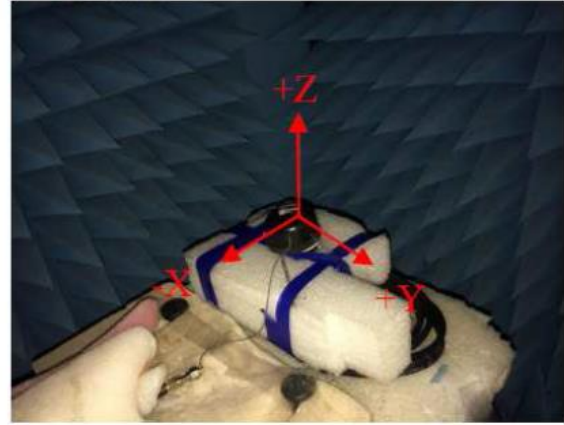
Impedance : 54.24 -j4.33 Ohm

5.3. GPS-GLONASS-GALILEO Radiation Patterns

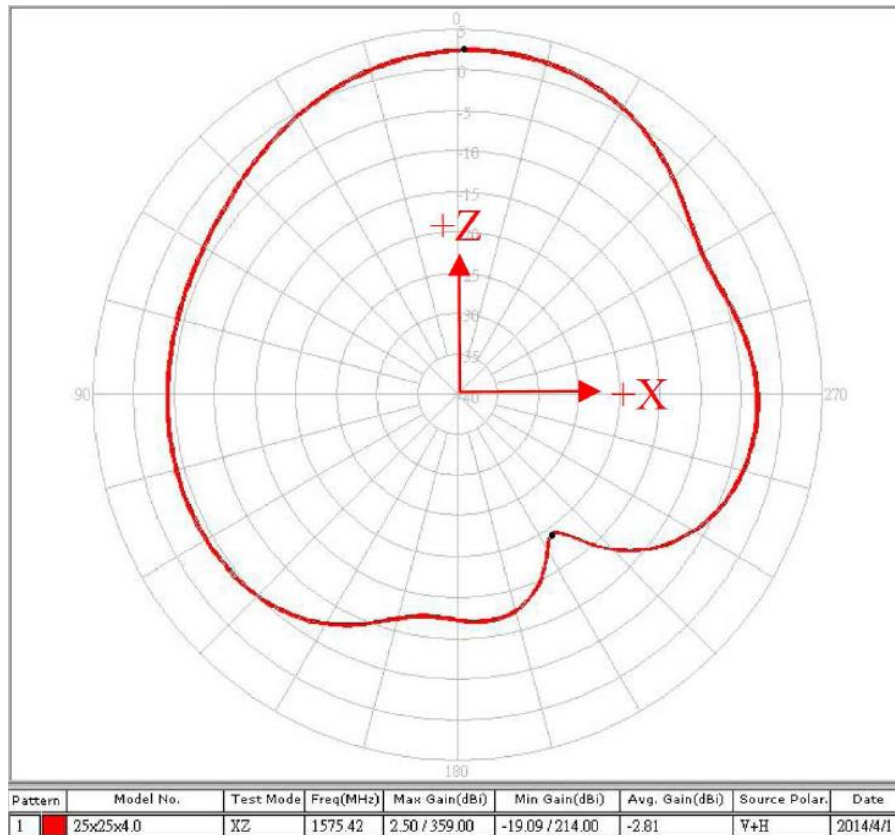
XZ-Plane



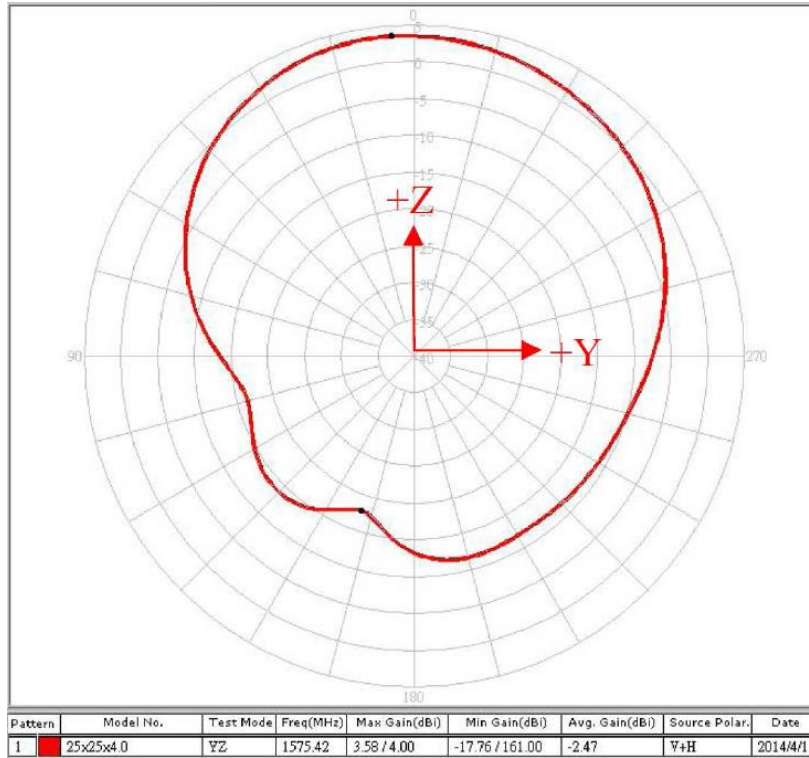
YZ-Plane



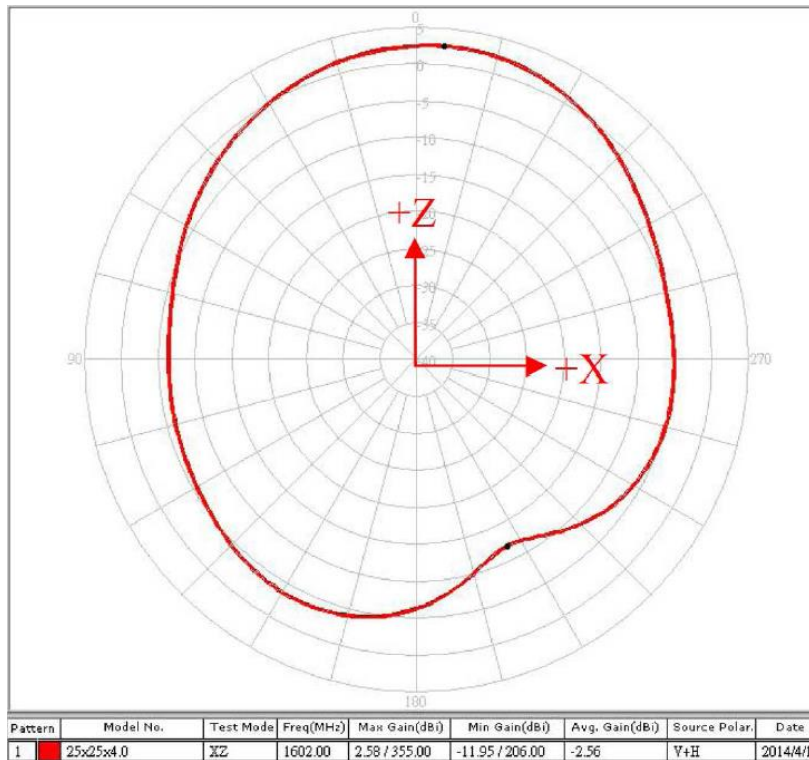
5.3.1. 1575.42 MHz XZ-Plane



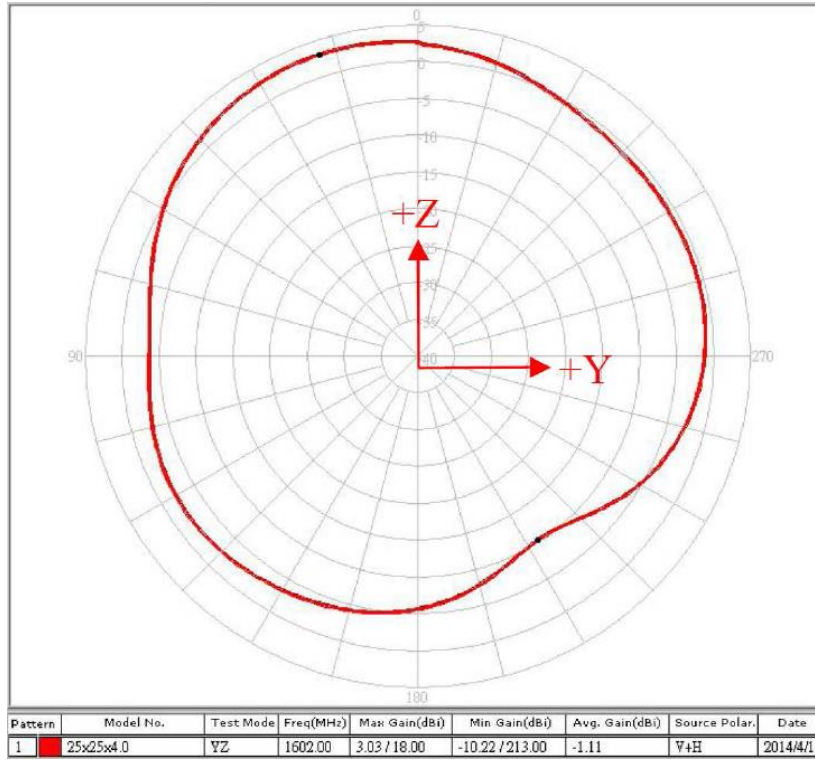
5.3.2. 1575.42 MHz YZ-Plane



5.3.3. 1602 MHz XZ-Plane

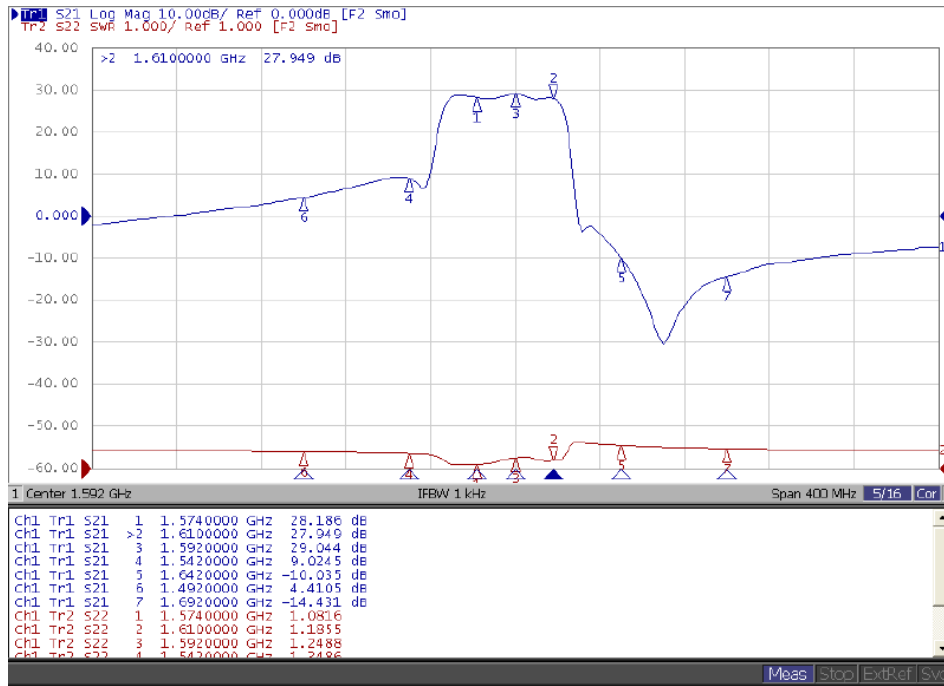


5.3.4. 1606 MHz YZ-Plane

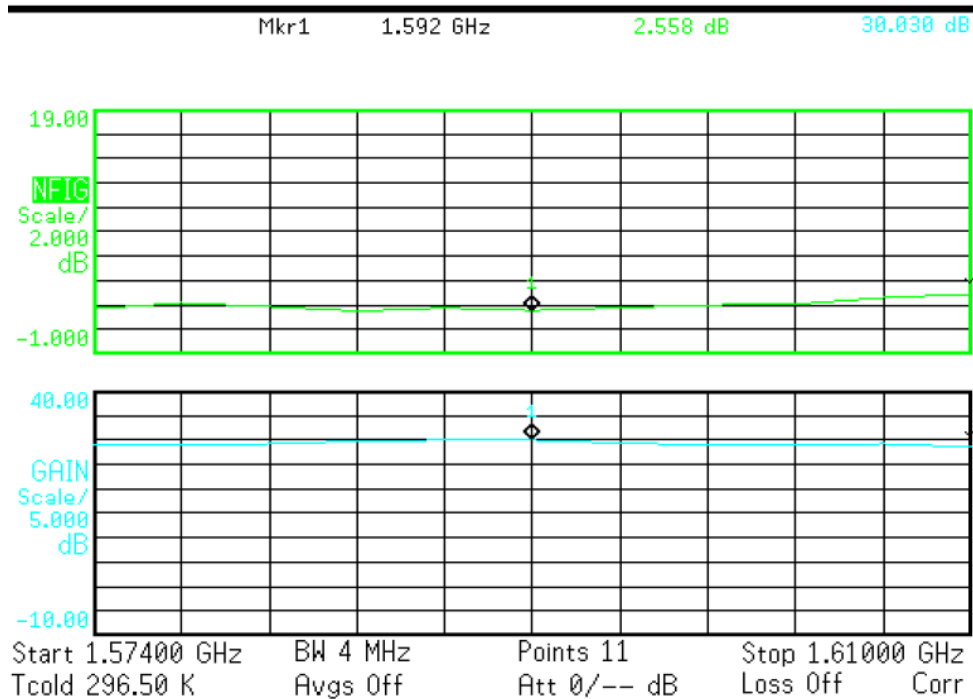


5.4. GPS-GLONASS-GALILEO - Low Noise Amplifier

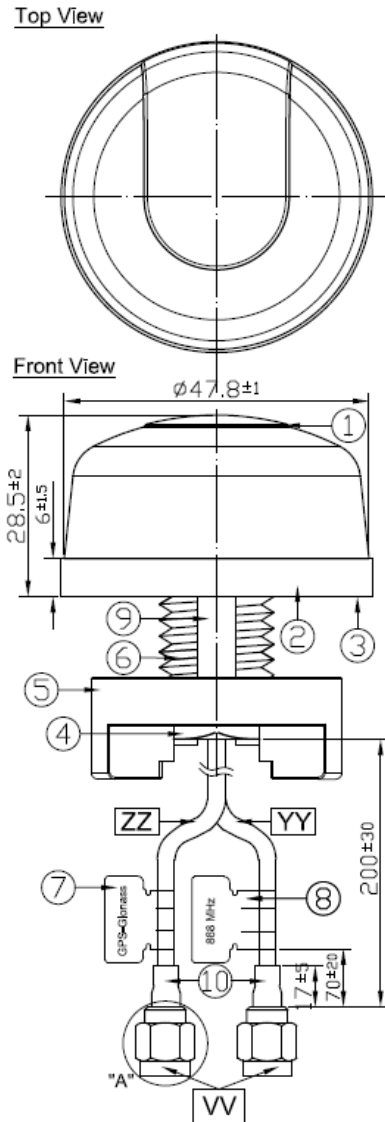
5.4.1. S21_Gain



5.4.2. Noise Figure

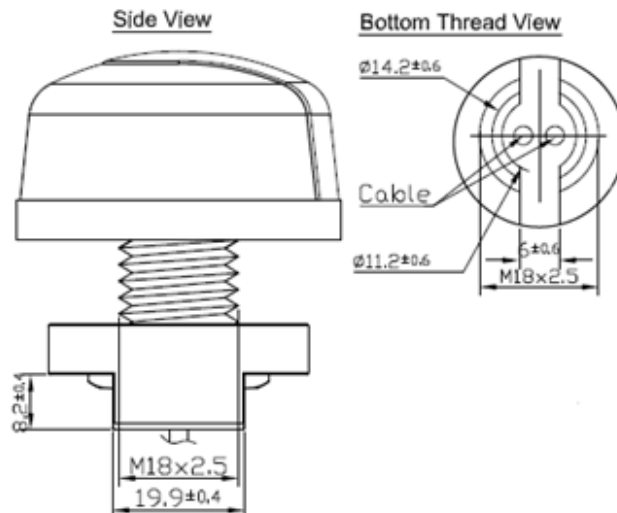
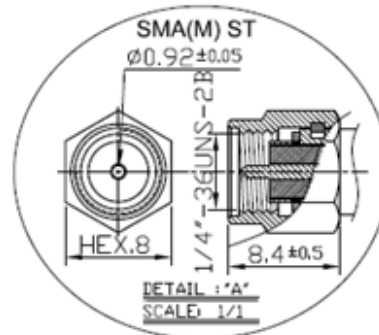


6. Drawing

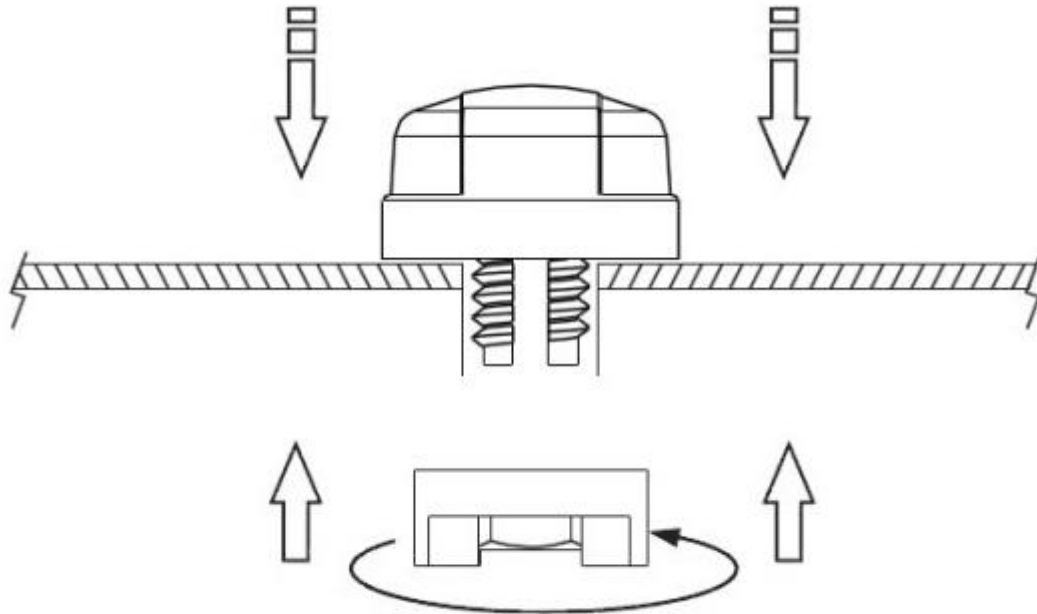


| | Name | Material | Finish | QTY |
|----|---------------------|--------------|-------------|-----|
| 1 | Housing | PC | Black | 1 |
| 2 | Closed Cell Foam | CR 4305 | Black | 1 |
| 3 | 3M Double Adhesive | 3M 9448 HK | White LIner | 1 |
| 4 | M18 Inner Nut | Carbon Steel | Ni Plated | 1 |
| 5 | Outer Nut Cover | ABS | Black | 1 |
| 6 | Hercules Metal Base | Zinc alloy | Ni Plated | 1 |
| 7 | GPS-Glonass Label | Coated Paper | Orange | 1 |
| 8 | 868 MHZ Label | Coated Paper | Brown | 1 |
| 9 | Rubber Stopper | Rubber | Black | 1 |
| 10 | Heat Shrink Tube | PE | Black | 2 |

| | Name | Spec | Finish | QTY |
|----|----------------|----------|--------|-----|
| VV | Connector Type | SMA(M)ST | Gold | 2 |
| YY | Cable Type | RG-316 | Brown | 1 |
| ZZ | Cable Type | RG-174 | Black | 1 |

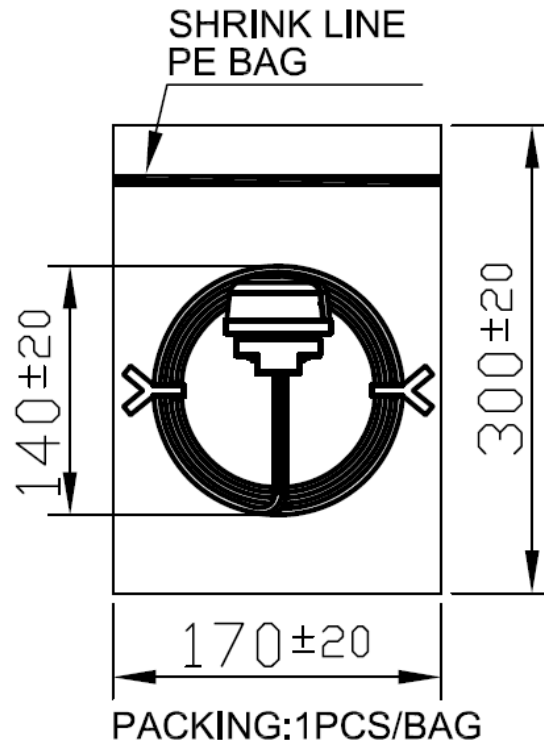


7. Installation



Recommended torque for Mounting is 24.5N·m
Maximum torque for mounting is 29.4 N·m

8. Packaging



Taoglas makes no warranties based on the accuracy or completeness of the contents of this document and reserves the right to make changes to specifications and product descriptions at any time without notice. Taoglas reserves all rights to this document and the information contained herein.

Reproduction, use or disclosure to third parties without express permission is strictly prohibited.

Copyright © Taoglas Ltd.