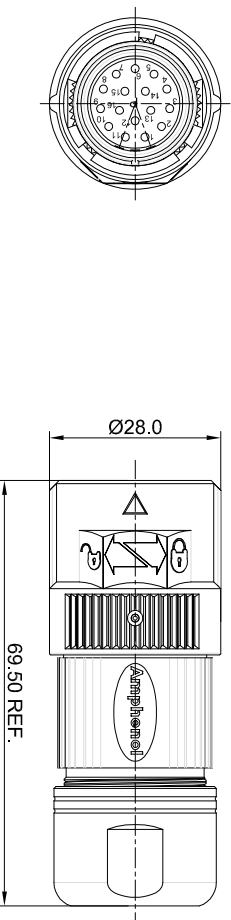

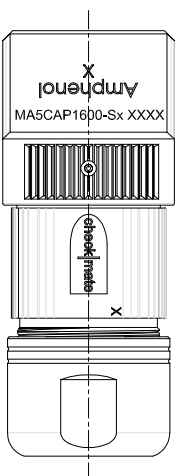
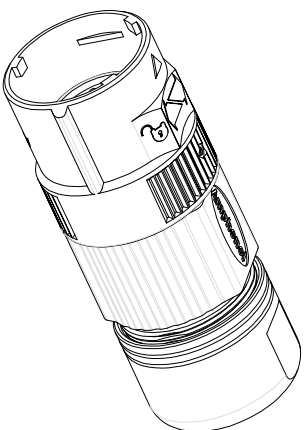


REVISIONS					
REV	ECO	DESCRIPTION	DATE	BY	APPR
A1	-	FIRST RELEASE	Oct.22.2015	Drack	Tommy



P type, Normal Key

Item	Part number	Cable OD Range
1	MASCAP1600-S1	4.5-7.5 mm
2	MASCAP1600-S2	7.5-11.0 mm
3	MASCAP1600-S3	11.0-15.0 mm

NOTES: UNLESS OTHERWISE SPECIFIED

- MATERIAL:  
INSULATION INSERT: PA66, UL94 V0  
SEAL: VITON, EPDM  
HOUSING BODY: ZINC DIE CAST, NICKEL PLATED  
COUPLING NUT: ZINC DIE CAST, NICKEL PLATED
- SPECIFICATIONS:  
2.1 CURRENT RATING: 9 AMPS  
2.2 VOLTAGE RATING: 125 V AC/DC  
2.3 OPERATING TEMPERATURE: -20°C TO +130°C  
2.4 DIELECTRIC WITHSTANDING VOLTAGE: LESS THAN 2 MILLIAMPS CURRENT LEAKAGE @ 2500 VOLTS AC.  
2.5 DEGREE OF PROTECTION: IP67 ( MATED CONDITION )  
2.6 DEGREE OF POLLUTION: 3 PER UL840  
2.7 OVERVOLTAGE CATEGORY: III PER UL840  
2.8 MATING CYCLE DURABILITY: >500 CYCLES  
2.9 ROHS COMPLIANT
- ALL DIMENSIONS ARE FOR REFERENCE USE ONLY.

QUANTITY	SEE PART NUMBER CHART	PART NUMBER	DESCRIPTION	ITEM

### MATERIALS LIST

**Amphenol**

SIGNATURES	DATE	ENGINEER	APPROVAL	CUSTOMER
Drack	Oct.22.2015			

THIS DRAWING IS SUPPLIED FOR INFORMATION ONLY. DESIGN FEATURES, SPECIFICATIONS AND PERFORMANCE DATA ARE SUBJECT TO CHANGE WITHOUT NOTICE. THE AMPHENOL CORPORATION HOLDS ALL RIGHTS IN THIS DRAWING. NO PARTS OR DIMENSIONS ARE GUARANTEED TO CONFORM TO MANUFACTURING VARIATIONS.

UNLESS OTHERWISE SPECIFIED	PROCESS SPECIFICATIONS:	SCALE	TYPE	DWG NO.	REVISION
1) All dimensions are in millimeters. 2) Tolerances are as follows: A) Dimensions <math>\le 1004</math> ±0.15 B) Dimensions > 1004 ±0.25 3) Hole reference = $\Delta$		NONE	B	C-	M23A PLUG, STR, 16P, P TYPE, CHECKMATE
NEXT ASSY:					