

PulseJack™ 1xN Tab-Up



Description:

10/100/1000 Base-T RJ45 1xN Tab-UP Integrated Connector Module (ICM) with or without LEDs, designed to support such applications as: SOHO (ADSL modems), LAN-on-Motherboard (LOM), Hub and Switches.



Features and Benefits:

- Ⓜ RoHS peak wave solder temperature rating 260°C
- Ⓜ 1xN Tab-UP 10-pin RJ45 with internal magnetics
- Ⓜ Suitable for CAT 5 & 6 Fast Ethernet Cable or better UTP
- Ⓜ Meets IEEE 802.3 specification
- Ⓜ 350µH minimum OCL with 8mA bias current
- Ⓜ High performance for maximum EMI suppression

Electrical Specifications @ 25°C - Operating Temperature 0°C to +70°C

RoHS Compliant Part Number	Number of Ports	LEDs L/R	Insertion Loss TX/RX (dB TYP) 1-100 MHz	Return Loss (dB TYP) 100Ω (± 15 Ω)			Crosstalk (dB TYP)			Common Mode Rejection (dB TYP)		Hipot (Vrms MIN) @ 60Hz 1 MIN
				1-10 MHz	30 MHz	60-80 MHz	1-10 MHz	30-60 MHz	60-100 MHz	1-125 MHz	125-500 MHz	
JGO-0023NL	1x2	G/G	-1.0	-20	-16	-12	-40	-35	-30	-30	-20	1500
JGO-0024NL	1x2	G/G	-1.0	-20	-16	-12	-40	-35	-30	-30	-20	1500
JGO-0025NL	1x4	G/G	-1.0	-20	-16	-12	-40	-35	-30	-30	-20	1500
JGO-0026NL	1x4	G/G	-1.0	-20	-16	-12	-40	-35	-30	-30	-20	1500
JGO-0027NL	1x6	G/G	-1.0	-20	-16	-12	-40	-35	-30	-30	-20	1500
JGO-0028NL	1x8	G/G	-1.0	-20	-16	-12	-40	-35	-30	-30	-20	1500

Notes:

1. LEDs Left/Right: **G** = green.

RJ45 Durability Testing Rating

Part Number	Mating Force (MAX)	Unmating Force (MAX)	Durability	Plug to Jack Retention (MIN)
JGO Series	5 lbs./2.268 kgs.	5 lbs./2.268 kgs.	750 Insertions	20 lbs./9.072 kgs.

RJ45 Material Specification

Part Number	Shield		Contact			Housing		
	Material	Finish	Material	Plating Area	Solder Area	Material	Specification	MSL ²
JGO Series	Brass	20-40µ inches thick Nickel over brass	Phosphor Bronze	30µ inches gold over 30-80µ inches nickel	Tin matte finish	Thermoplastic	UL 94 V-0	1

Notes: 1. Connector dimensions comply with FCC part 68 dimension requirements.

2. MSL = Moisture Sensitivity Level rating from 1 to 5 (highest rating = 1, lowest rating = 5).

USA 858 674 8100

Germany 49 7032 7806 0

Singapore 65 6287 8998

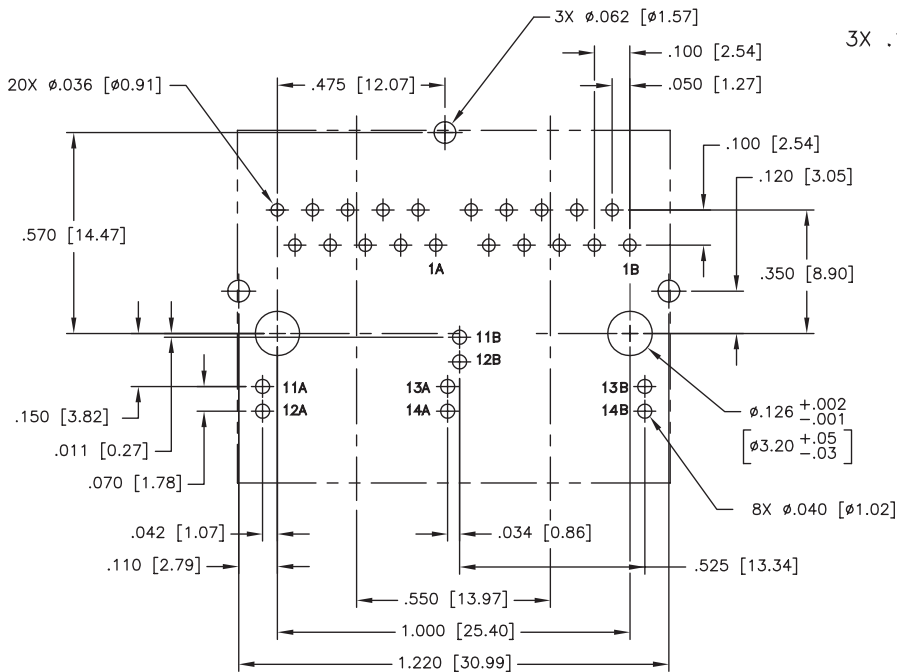
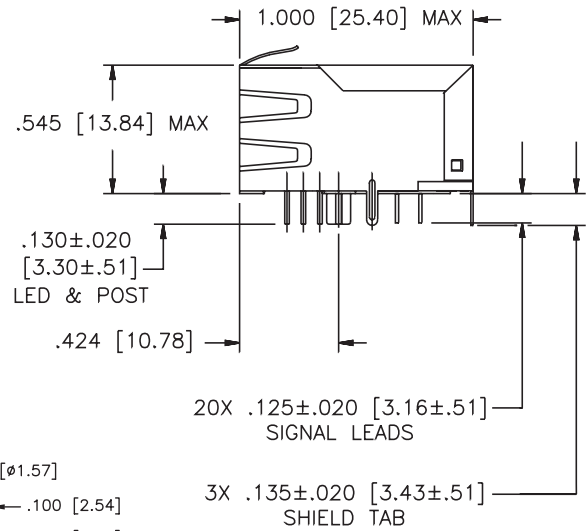
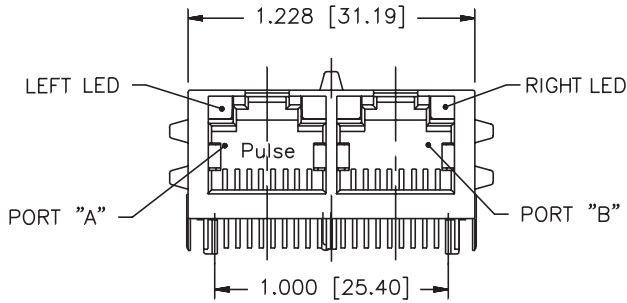
Shanghai 86 21 62787060

China 86 755 33966678

Taiwan 886 3 4356768

Mechanicals

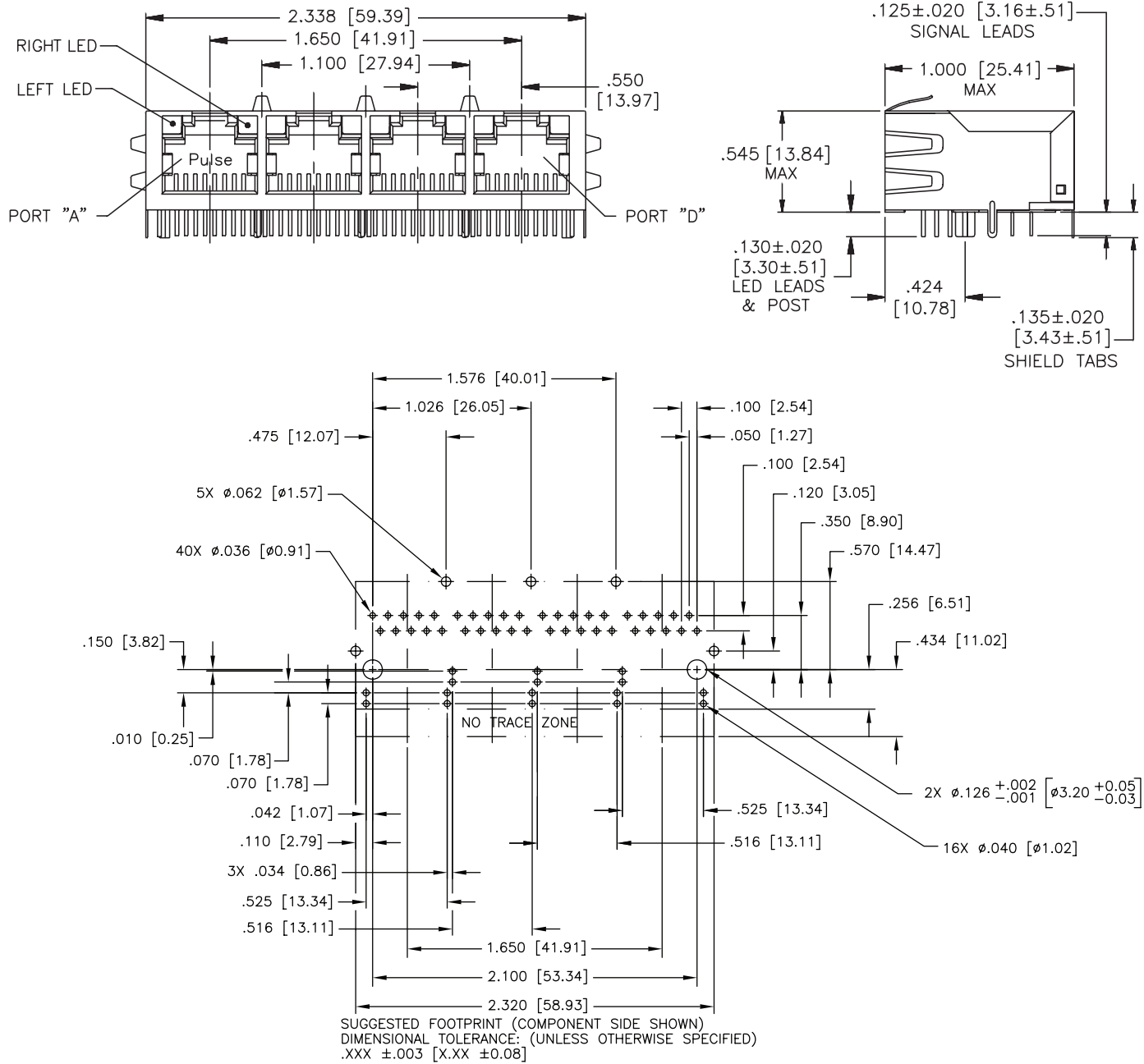
JG0-0023/24NL



SUGGESTED FOOTPRINT (COMPONENT SIDE SHOWN)
DIMENSIONAL TOLERANCE: (UNLESS OTHERWISE SPECIFIED)
.XXX ±.003 [X.XX ±0.08]

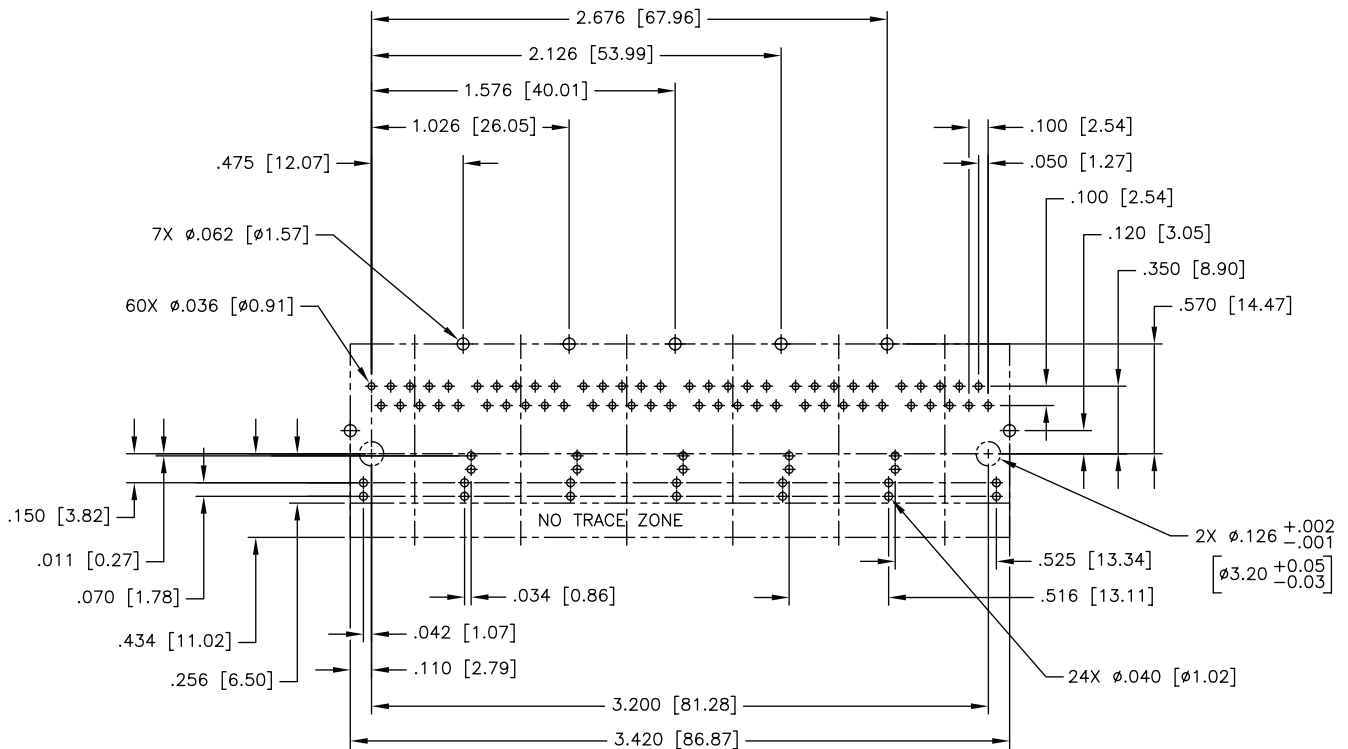
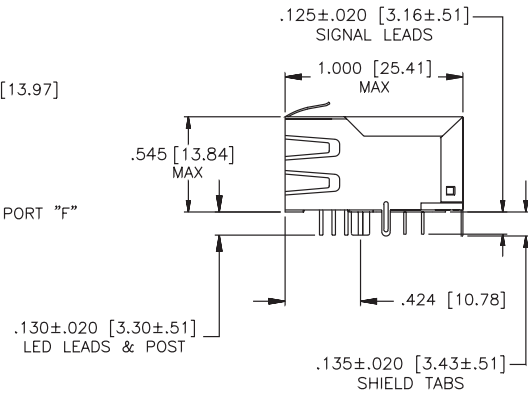
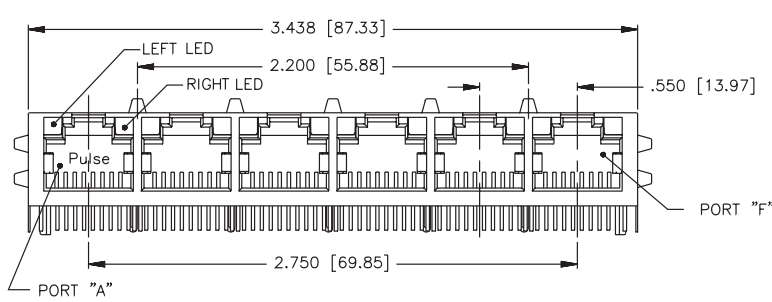
Mechanical

JG0-0025/26NL



Mechanical

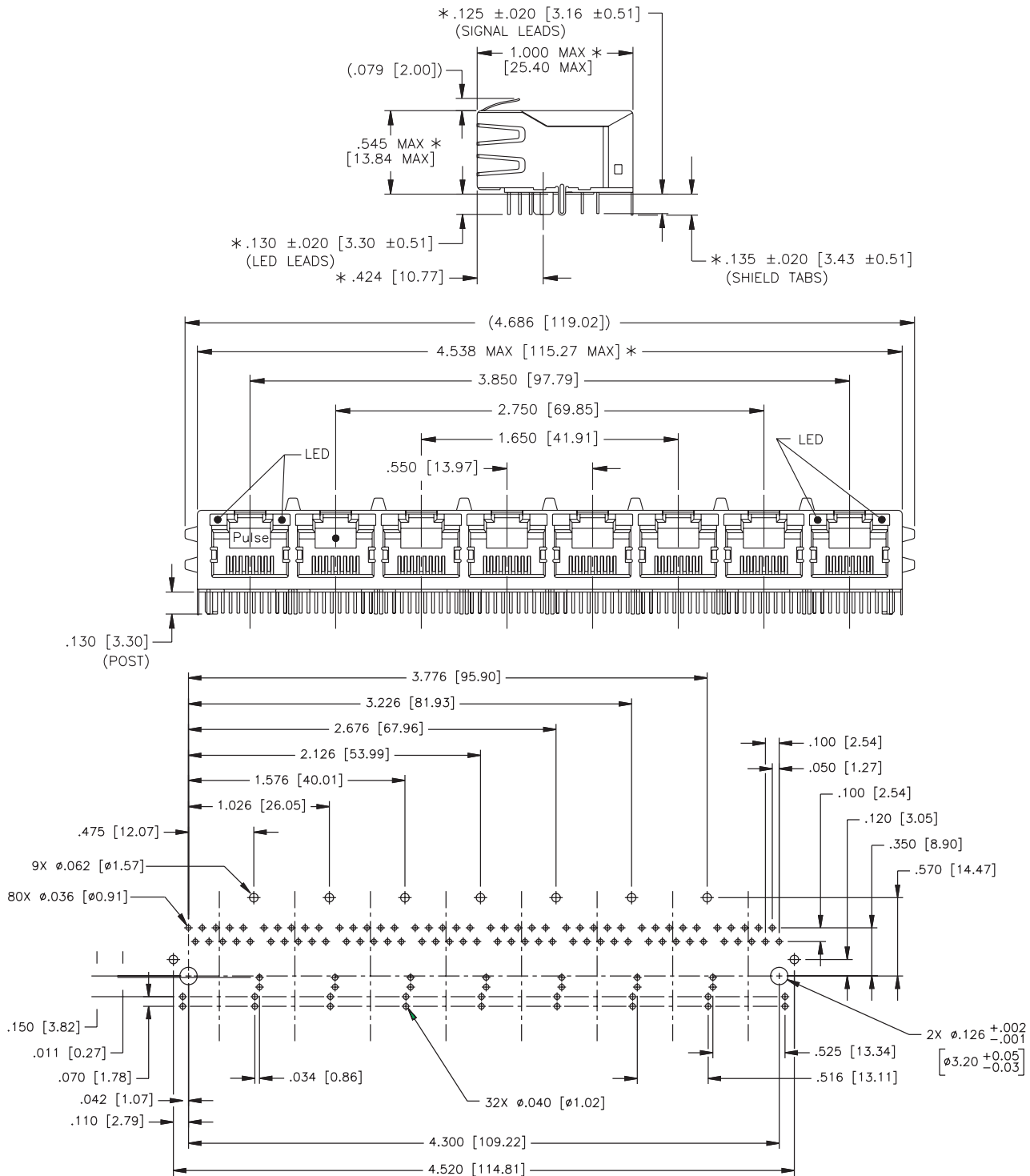
JG0-0027NL



SUGGESTED FOOTPRINT (COMPONENT SIDE SHOWN)
DIMENSIONAL TOLERANCE: (UNLESS OTHERWISE SPECIFIED)
.XXX ±.003 [X.XX ±0.08]

Mechanical

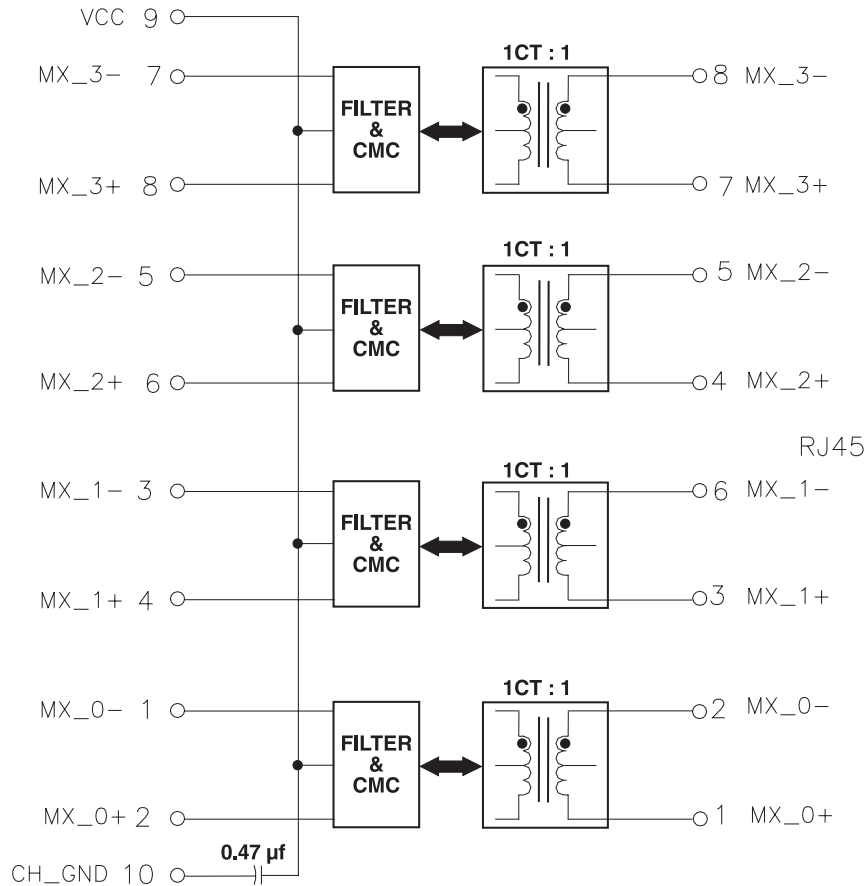
JG0-0028NL



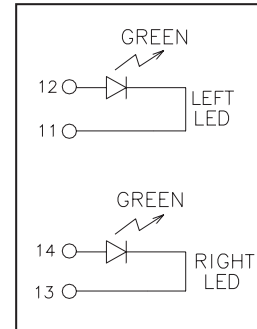
PulseJack™ 1xN Tab-Up

Schematic

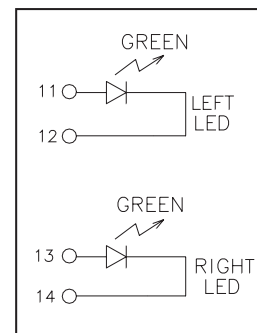
JG0-002XNL



JG0-0024NL
JG0-0026NL
JG0-0027NL
JG0-0028NL



JG0-0023NL
JG0-0025NL



For More Information

Pulse Worldwide Headquarters
12220 World Trade Drive
San Diego, CA
92128
U.S.A.

Tel: 858 674 8100

Pulse Europe
Einsteinstrasse 1
D-71083 Herrenberg
Germany

Tel: 49 7032 7806

Pulse China Headquarters
B402, Shenzhen Academy of
Aerospace Technology Bldg.
10th Kejian Road
High-Tech Zone
Nanshan District
Shenzhen, PR China
518057

Pulse North China
Room 2704/2705
Super Ocean Finance
Ctr.
2067 Yan An Road
West
Shanghai 200336
China

Pulse South Asia
135 Joo Seng Road
#03-02
PM Industrial Bldg.
Singapore 368363

Tel: 65 6287 8998
Fax: 65 6287 8998

Pulse North Asia
3F, No. 198
Zhongyuan Road
Zhongli City
Taoyuan County 320
Taiwan R. O. C.
Tel: 886 3 4356768
Fax: 886 3 4356823
(Pulse)

Performance warranty of products offered on this data sheet is limited to the parameters specified. Data is subject to change without notice. Other brand and product names mentioned herein may be trademarks or registered trademarks of their respective owners. © Copyright, 2011. Pulse Electronics, Inc. All rights reserved.