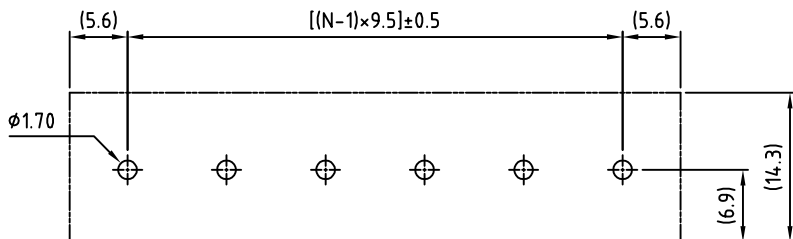
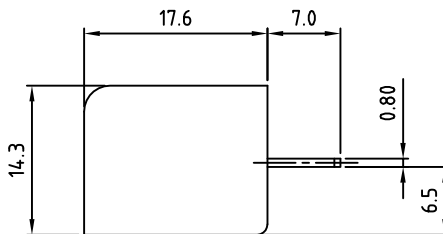
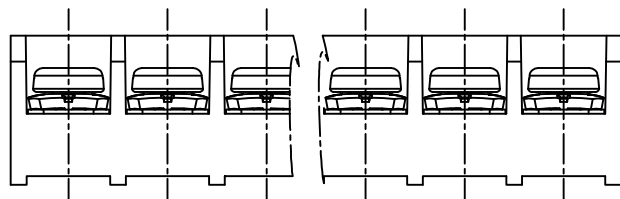


N=Number of contacts



PCB Layout

SIGN	DATE	DESCRIPTION	APPROVER
THIS IS CAD DRAWING, DO NOT REVISE MANUALLY!!!			

MATERIALS

ELECTRICAL

VOLTAGE & CURRENT:	300V, 30 A
WITHSTANDING VOLTAGE:	AC 2000 V/Min
INSULATION RESISTANCE:	1000 MΩ OR MORE AT DC 500 V
TEMPERATURE RANGE:	-40 °C ~ +105 °C
SCREW TORQUE VALUE:	10.54 Lb-In.
WIRE RANGE:	22 - 10 (str/sol) AWG
1) MOLDED PARTS:	POLYIMIDE 66, UL 94 V-0 BLACK
2) TERMINAL:	BRASS, 0.8t, Tin PLATED
3) TERMINAL SCREWS:	STEEL, Ni PLATED, M3.5

● Safety Approval: us

RoHS Compliant

PART NUMBER:

OSTYK442XX030

No. of Poles ————
 02: 2 Poles
 03: 3 Poles
 04: 4 Poles
 ⋮
 30: 30 Poles



THESE DRAWINGS AND SPECIFICATIONS ARE THE PROPERTY OF ON-SHORE TECHNOLOGY, INC. AND SHALL NOT BE REPRODUCED, COPIED OR USED IN ANY MANNER WITHOUT THE PRIOR WRITTEN CONSENT OF ON-SHORE TECHNOLOGY, INC.

TITLE		OSTYK-442 Series			
PART NO.	OSTYK442XX030	DWG NO.	OSTYK442XX030.DWG		
APPROVED	CHECKED	DESIGNED	DRAWN	CUST NO.	Tolerance
Shi Jun 2006.11.07	Seamus 2006.11.06	Steady 2006.10.20	Steady 2006.10.20	 UNIT: mm SCALE: NONE SHEET: 01/01	X. ±0.50
					X.X ±0.30
					X.XX ±0.10
					X° ±1°