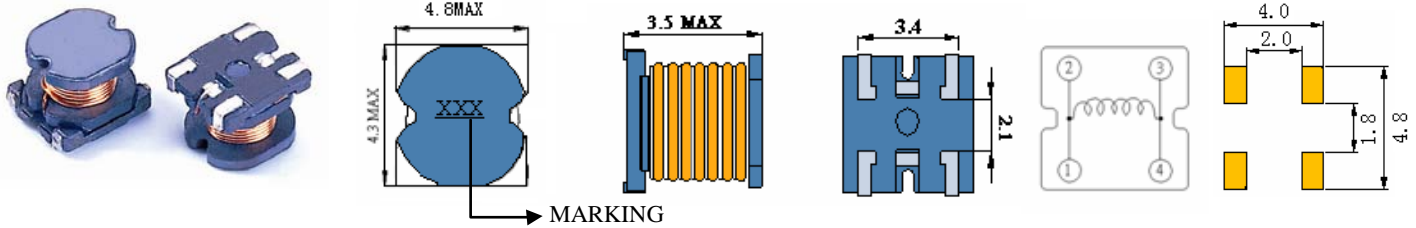


# SC43B

## SMD POWER INDUCTORS



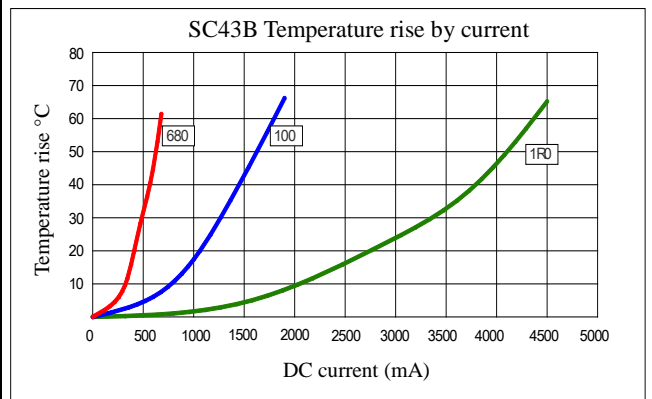
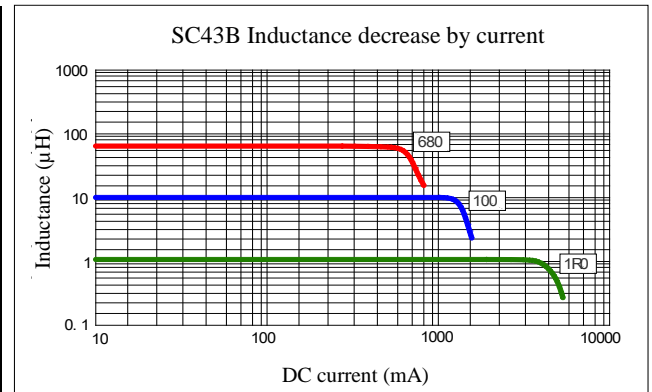
### • Features

1. Open frame construction
2. Excellent Power Density
3. Engineered to Provide High Efficiency



## ELECTRICAL CHARACTERISTICS

Part Number	Inductance (uH) (1)	Test Frequency	DC Resistance (Ω MAX) (2)	Saturation Current (3) (A)	Temperature Current (4) (A)
SC43B-1R0	1.0	7.96MHZ	48m	2.56	3.10
SC43B-1R4	1.4	7.96MHZ	56m	2.20	3.00
SC43B-1R8	1.8	7.96MHZ	63m	2.00	2.80
SC43B-2R2	2.2	7.96MHZ	71m	1.75	2.70
SC43B-2R7	2.7	7.96MHZ	78m	1.58	2.60
SC43B-3R3	3.3	7.96MHZ	86m	1.44	2.30
SC43B-3R9	3.9	7.96MHZ	93m	1.33	2.00
SC43B-4R7	4.7	7.96MHZ	108m	1.22	1.80
SC43B-5R6	5.6	7.96MHZ	125m	1.15	1.60
SC43B-6R8	6.8	7.96MHZ	131m	1.00	1.55
SC43B-8R2	8.2	7.96MHZ	146m	0.92	1.45
SC43B-100	10	2.52MHZ	182m	0.84	1.30
SC43B-120	12	2.52MHZ	210m	0.77	1.23
SC43B-150	15	2.52MHZ	235m	0.69	1.13
SC43B-180	18	2.52MHZ	338m	0.65	1.00
SC43B-220	22	2.52MHZ	378m	0.58	0.92
SC43B-270	27	2.52MHZ	522m	0.52	0.83
SC43B-330	33	2.52MHZ	540m	0.48	0.74
SC43B-390	39	2.52MHZ	587m	0.42	0.66
SC43B-470	47	2.52MHZ	844m	0.39	0.57
SC43B-560	56	2.52MHZ	937m	0.35	0.50
SC43B-680	68	2.52MHZ	1.117	0.33	0.45



(1). Inductance tolerance for 1.0uH:  $\pm 30\%$ , for 1.4uH~68uH:  $\pm 20\%$ . Tested at 0.25V, 0ADC and 25°C

(2). DCR measured at 25°C.

(3). The DC current at which the inductance decreases by 10% from its initial value.

(4). The DC current that results in a 40°C temperature rise from 25°C ambient.

[Click here for QUANTITY PER REEL & PACKING INFORMATION](#)

**Custom versions available upon request.**