

## Printed-circuit board connector - FKIC 2,5/15-ST-5,08-RN - 1925993

Please be informed that the data shown in this PDF Document is generated from our Online Catalog. Please find the complete data in the user's documentation. Our General Terms of Use for Downloads are valid (<http://phoenixcontact.com/download>)

Plug component, Nominal current: 12 A, Rated voltage (III/2): 320 V, Number of positions: 15, Pitch: 5.08 mm, Connection method: Spring-cage connection, Color: green, Contact surface: Tin, Article with engagement nose



The figure shows a 10-position version of the product

### Product Features

- Can be combined with inverted base strips and plugs for shock-proof applications
- Plug with inverted contact system (pin contact)
- SK 5/3,8 or SK 5,08/3,8 marker cards



### Key commercial data

|                                      |           |
|--------------------------------------|-----------|
| Packing unit                         | 1 pc      |
| Minimum order quantity               | 50 pc     |
| Weight per Piece (excluding packing) | 26.17 GRM |
| Custom tariff number                 | 85366990  |
| Country of origin                    | Germany   |

### Technical data

#### Dimensions

|             |          |
|-------------|----------|
| Pitch       | 5.08 mm  |
| Dimension a | 71.12 mm |

#### General

|                             |                    |
|-----------------------------|--------------------|
| Range of articles           | FKIC 2,5/...-ST-RN |
| Insulating material group   | I                  |
| Rated surge voltage (III/3) | 4 kV               |
| Rated surge voltage (III/2) | 4 kV               |
| Rated surge voltage (II/2)  | 4 kV               |
| Rated voltage (III/3)       | 320 V              |

## Printed-circuit board connector - FKIC 2,5/15-ST-5,08-RN - 1925993

### Technical data

#### General

|   |                     |
|---|---------------------|
| Rated voltage (III/2)                   | 320 V               |
| Rated voltage (II/2)                    | 630 V               |
| Connection in acc. with standard        | EN-VDE              |
| Nominal current $I_N$                   | 12 A                |
| Nominal cross section                   | 2.5 mm <sup>2</sup> |
| Maximum load current                    | 12 A                |
| Insulating material                     | PA                  |
| Inflammability class according to UL 94 | V0                  |
| Internal cylindrical gage               | A2                  |
| Stripping length                        | 10 mm               |
| Number of positions                     | 15                  |

#### Connection data

|   |                      |
|---|----------------------|
| Conductor cross section solid min.  | 0.2 mm <sup>2</sup>  |
| Conductor cross section solid max.  | 2.5 mm <sup>2</sup>  |
| Conductor cross section stranded min.   | 0.2 mm <sup>2</sup>  |
| Conductor cross section stranded max.   | 2.5 mm <sup>2</sup>  |
| Conductor cross section stranded, with ferrule without plastic sleeve min.              | 0.25 mm <sup>2</sup> |
| Conductor cross section stranded, with ferrule without plastic sleeve max.              | 2.5 mm <sup>2</sup>  |
| Conductor cross section stranded, with ferrule with plastic sleeve min.                 | 0.25 mm <sup>2</sup> |
| Conductor cross section stranded, with ferrule with plastic sleeve max.                 | 2.5 mm <sup>2</sup>  |
| Conductor cross section AWG/kcmil min.  | 24                   |
| Conductor cross section AWG/kcmil max   | 12                   |
| 2 conductors with same cross section, stranded, TWIN ferrules with plastic sleeve, min. | 0.5 mm <sup>2</sup>  |
| 2 conductors with same cross section, stranded, TWIN ferrules with plastic sleeve, max. | 1 mm <sup>2</sup>    |
| Minimum AWG according to UL/CUL   | 26                   |
| Maximum AWG according to UL/CUL   | 12                   |

### Classifications

#### eCl@ss

|            |          |
|------------|----------|
| eCl@ss 4.0 | 272607xx |
| eCl@ss 4.1 | 27260701 |
| eCl@ss 5.0 | 27260701 |
| eCl@ss 5.1 | 27260701 |
| eCl@ss 6.0 | 27260704 |

# Printed-circuit board connector - FKIC 2,5/15-ST-5,08-RN - 1925993

## Classifications

### eCl@ss

|            |          |
|------------|----------|
| eCl@ss 7.0 | 27440402 |
| eCl@ss 8.0 | 27440309 |

### ETIM

|          |          |
|----------|----------|
| ETIM 3.0 | EC001121 |
| ETIM 4.0 | EC002638 |
| ETIM 5.0 | EC002638 |

### UNSPSC

|               |          |
|---------------|----------|
| UNSPSC 6.01   | 30211810 |
| UNSPSC 7.0901 | 39121409 |
| UNSPSC 11     | 39121409 |
| UNSPSC 12.01  | 39121409 |
| UNSPSC 13.2   | 39121409 |

## Approvals

### Approvals

---

#### Approvals

UL Recognized / VDE Gutachten mit Fertigungsüberwachung / cUL Recognized / GOST / IECCEB Scheme / cUL Recognized / GOST / CCA / cULus Recognized

---


#### Ex Approvals

---

#### Approvals submitted

---

## Approval details

|   |       |       |
|---|-------|-------|
| UL Recognized  |       |       |
|   | B     | D     |
| mm <sup>2</sup> /AWG/kcmil  | 26-12 | 26-12 |
| Nominal current I <sub>N</sub>  | 10 A  | 10 A  |
| Nominal voltage U <sub>N</sub>  | 300 V | 300 V |

# Printed-circuit board connector - FKIC 2,5/15-ST-5,08-RN - 1925993

## Approvals


VDE Gutachten mit Fertigungsüberwachung 

|                                |         |
|--------------------------------|---------|
| mm <sup>2</sup> /AWG/kcmil     | 0.2-2.5 |
| Nominal current I <sub>N</sub> | 12 A    |
| Nominal voltage U <sub>N</sub> | 250 V   |


cUL Recognized 

|                                | B     | D     |
|--------------------------------|-------|-------|
| mm <sup>2</sup> /AWG/kcmil     | 26-12 | 26-12 |
| Nominal current I <sub>N</sub> | 10 A  | 10 A  |
| Nominal voltage U <sub>N</sub> | 300 V | 300 V |


GOST 

IECEE CB Scheme 

|                                |         |
|--------------------------------|---------|
| mm <sup>2</sup> /AWG/kcmil     | 0.2-2.5 |
| Nominal current I <sub>N</sub> | 12 A    |
| Nominal voltage U <sub>N</sub> | 250 V   |

cUL Recognized 


|                                | B     | D     |
|--------------------------------|-------|-------|
| mm <sup>2</sup> /AWG/kcmil     | 26-12 | 26-12 |
| Nominal current I <sub>N</sub> | 10 A  | 10 A  |
| Nominal voltage U <sub>N</sub> | 250 V | 300 V |

GOST 

# Printed-circuit board connector - FKIC 2,5/15-ST-5,08-RN - 1925993

## Approvals

|                                |         |
|--------------------------------|---------|
| CCA                            |         |
| mm <sup>2</sup> /AWG/kcmil     | 0.2-2.5 |
| Nominal current I <sub>N</sub> | 12 A    |
| Nominal voltage U <sub>N</sub> | 250 V   |



## Drawings

Dimensioned drawing

