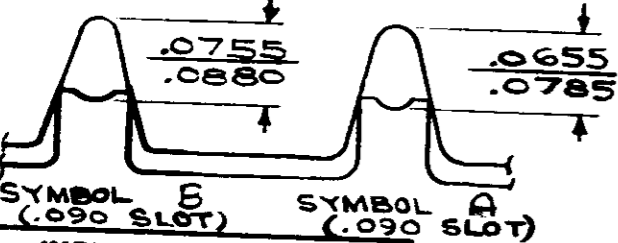


WIRE CRIMP

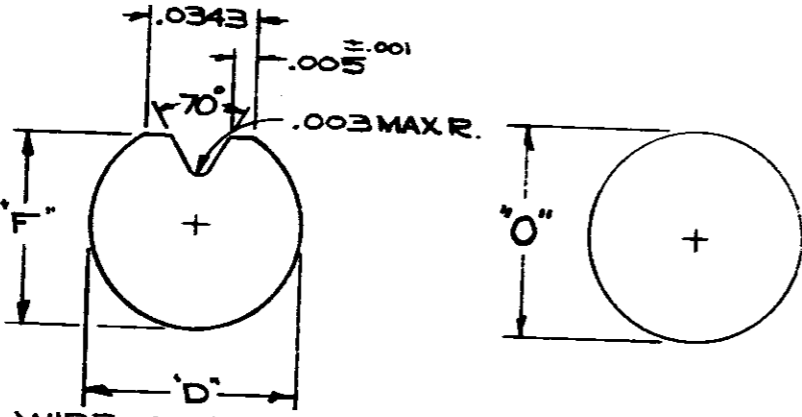
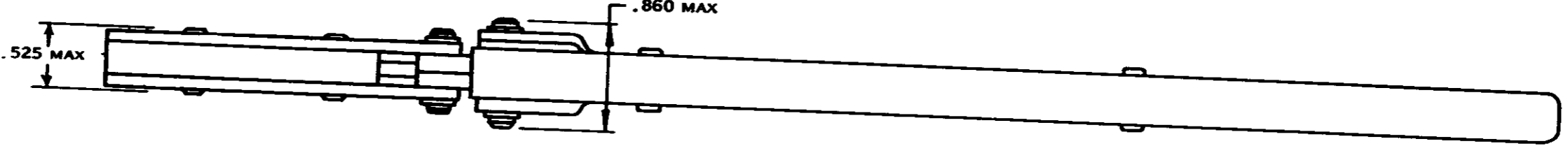
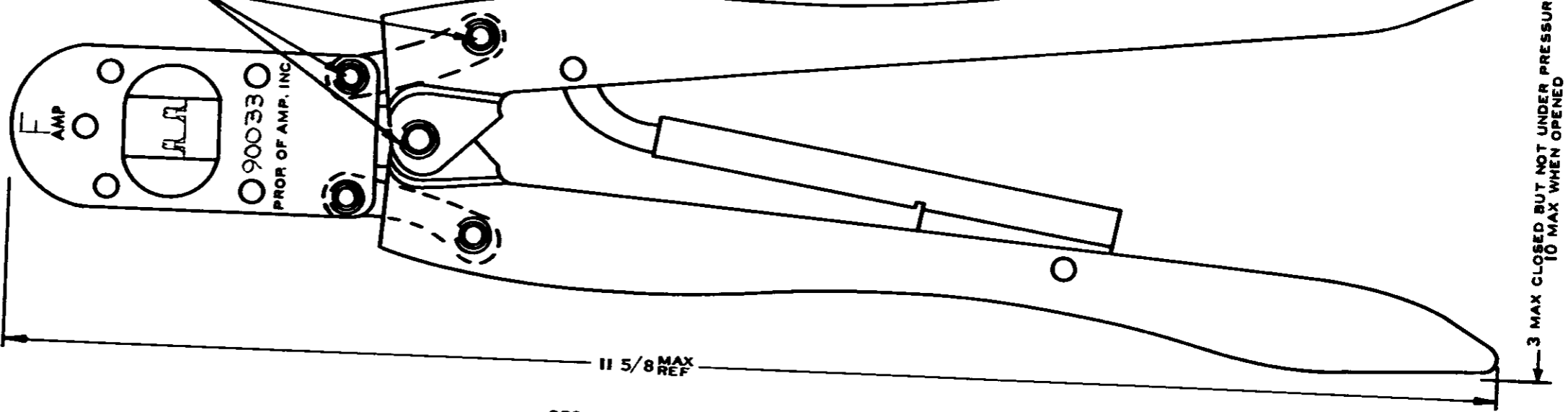
| CRIMP SYMBOL | DIM | GO | NO GO |
|--------------|-----|-------|-------|
| A | F | .0323 | .0353 |
| | D | .0414 | .0436 |
| B | F | .0363 | .0393 |
| | D | .0444 | .0468 |



INSULATION CRIMP

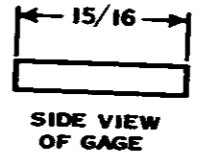
| CRIMP SYMBOL | DIM | GO | NO GO |
|--------------|-----|-------|-------|
| B | O | .0755 | .0880 |
| A | O | .0655 | .0785 |

PINS AND SNAP RINGS
SEE NOTE 2

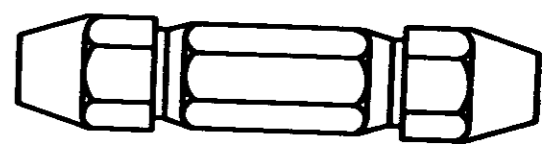


WIRE CRIMP
CRIMP SYMBOL A & B
ENLARGED END VIEW OF GAGE

INSULATION CRIMP
CRIMP SYMBOL A & B
ENLARGED END VIEW OF GAGE



SIDE VIEW OF GAGE



DOUBLE END HANDLE A.G.D. STD.

- 1 CRIMP GAGE DIMENSIONS APPLY WHEN TOOL IS CLOSED OR BOTTOMED BUT NOT UNDER PRESSURE.
- 2 FOR REPLACEMENT OF PARTS SUCH AS PINS AND SNAP RINGS. ORDER REPAIR KIT NO. 125218-1.
- 3 FOR REPLACEMENT OF PARTS OTHER THAN PINS AND SNAP RINGS. TOOL IS TO BE RETURNED TO AMP INC., HARRISBURG, PENNA. TO INSURE PROPER CERTI-CRIMP ADJUSTMENT.
- 4 FOR TOOL USAGE. SEE INSTRUCTION SHEET NO. 1835.

| NO. | DESCRIPTION | DATE | BY | CHK | DATE |
|-----|---------------------------|---------|----|-----|------|
| A1 | Loc M WAS R | 7/10/62 | PP | | |
| A | CRIMP SYMBOLS A WAS 28-30 | 9/15/62 | BL | | |
| LTR | REVISION RECORD | | | | |

NUMBER 90033

SUGGESTED GAGE DESIGN

©1962 BY AMP INCORPORATED. ALL RIGHTS RESERVED.
AMP PRODUCTS COVERED BY PATENTS AND/OR PATENTS PENDING.

CUSTOMER COPY REFERENCE ONLY

AMP INCORPORATED, HARRISBURG, PENNA.

DR: J. Schuler 1/3/62
CHK: K. Kolman 3-6-62
DE: J. Schuler 5/6/62
APP: C. Timmins 3/13/62

MATERIAL AND FINISH: H

WIRE - RANGE - INSULATION TYPE: H - H

TOLERANCE EXCEPT AS NOTED: H

SCALE: H

CLASS: M B

NO: 90033

REV: A-1

NAME: STRAIGHT ACTION HAND TOOL

CUSTOMER DRAWING

DIMENSIONS IN INCHES DO NOT SCALE PRINT