




TIGER EYE™
DISCRETE



(1.27 mm) .050"

TFSD, TFSDT SERIES

TIGER EYE™ DISCRETE CABLE ASSEMBLY

SPECIFICATIONS

For complete specifications see www.samtec.com?TFSD or www.samtec.com?TFSDT

Insulator Material:

Black LCP

Contact Material:

BeCu

Plating:

Au over 50 μ" (1.27 μm) Ni

Operating Temp Range:

-10 °C to +80 °C (PVC)

-40 °C to +125 °C (*Teflon®)

Wire:

28 or 30 AWG

RoHS Compliant:

Yes

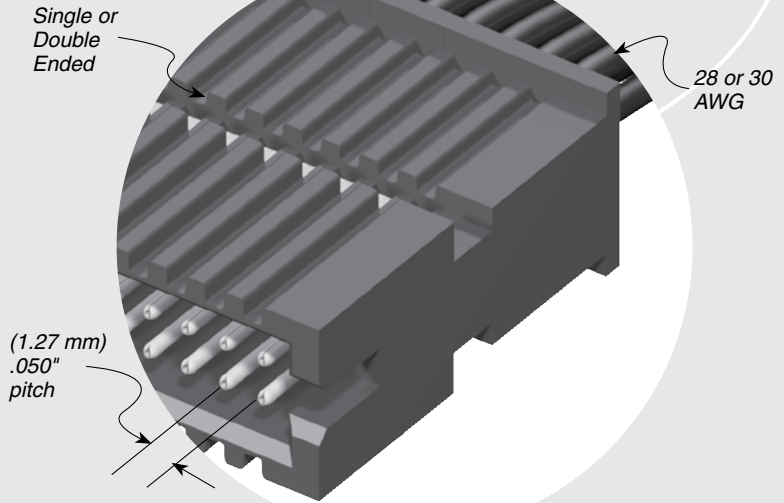
Mates with:

SFM, SFC (-TR requires

TFM-WT option),

SFML (-XL end option

required)



RECOGNITIONS

For complete scope of recognitions see www.samtec.com/quality



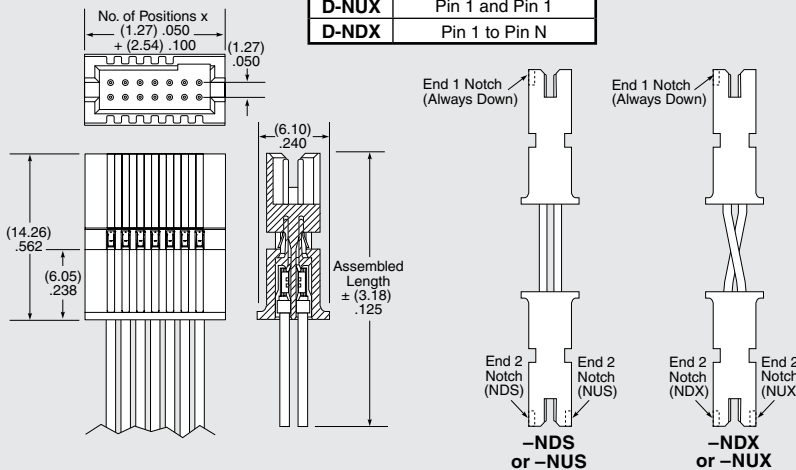
ALSO AVAILABLE (MOQ Required)

- Color coded cable (*Teflon® N/A)
 - Other plating options
- Contact Samtec.

*DuPont™ Teflon® is a registered trademark of the E.I. du Pont de Nemours and Company or its affiliates.

TYPE STRIP	POSITIONS PER ROW	WIRE GAUGE	PLATING OPTION	ASSEMBLED LENGTH	END OPTION	END 2 OPTION
TFSD = Double Row PVC Cable	-03, -04, -05, -07, -10, -15, -20, -25, -40, -50 (Standard sizes)	-30 = 30 AWG -28 = 28 AWG	-G = 10 μ" (0.25 μm) Gold on contact	"XX.XX" = Assembled Length in Inches (76.20 mm) 03.00" min. for -S end option (82.60 mm) 03.25" min. for -D, -T, -TF, & -TR end option	-S = Single Ended -D = Double Ended -T = Transfer End Terminal on End 1 Socket on End 2	Requires -D, -TF or -TR (End 1 Notch Down). -NUS = Notch up, straight -NDS = Notch down, straight -NUX = Notch up, crossed -NDX = Notch down, crossed

OPTION	PIN CONFIGURATION
T-NUS	Pin 1 to Pin N
T-NDS	Pin 1 to Pin 1
T-NUX	Pin 1 and Pin N-1
T-NDX	Pin 1 to Pin 2
D-NUS	Pin 1 to Pin 2
D-NDS	Pin 1 and Pin N-1
D-NUX	Pin 1 and Pin 1
D-NDX	Pin 1 to Pin N



Notes:
For wiring option and pin position location information, refer to drawings on web.
Teflon® cable is intended for crimp only. Contact Samtec for solderable cable applications.
Some lengths, styles and options are non-standard, non-returnable.

Due to technical progress, all designs, specifications and components are subject to change without notice.

WWW.SAMTEC.COM

All parts within this catalog are built to Samtec's specifications. Customer specific requirements must be approved by Samtec and identified in a Samtec customer-specific drawing to apply.