


10.7 MHZ, LEADED LOW LOSS CERAMIC FILTERS AFC10.7M Series



FEATURES:

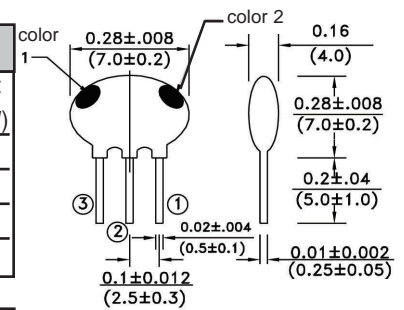
- Small size, Light weight
- Low loss and high attenuation.

APPLICATIONS:

- FM receivers
- Digital transmission systems
- Communications applications.

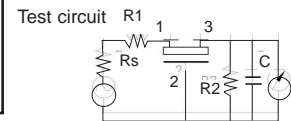
STANDARD SPECIFICATIONS AFC10.7M SERIES

Part Number	3 dB Bandwidth (kHz)	20 dB Bandwidth (kHz) max.	Insertion Loss (dB) max.	Spurious Attenuation 9-12 MHz (dB) min.	Input / Output Impedance(W)
AFC10.7MA	280 ± 50	650	6	30	330
AFC10.7MS	230 ± 50	600	6	40	330
AFC10.7MC	180 ± 40	520	7	40	330
AFC10.7MJ(*)	150 ± 40	400	10	38	330 (*)



Pin connections

1	Input
2	GND
3	Output



$C = 10\text{pF}$

(including stray capacitance)

Dimensions: Inches (mm)

Color Code

Category	Center Frequency	Color
A	10.70MHz±30kHz	Red
B	10.67MHz±30kHz	Blue
C	10.76MHz±30kHz	White
D	10.64MHz±30kHz	Black
E	10.73MHz±30kHz	Orange

Low-loss type

Part Number	3 dB Bandwidth (kHz)	20 dB Bandwidth (kHz) max.	Insertion Loss (dB) max.	Spurious Attenuation 9-12 MHz (dB) min.	Input / Output Impedance(W)
AFC10.7MA25	280 ± 50	590	2.5 ± 2.0	30	330
AFC10.7MS30	230 ± 50	520	3.0 ± 2.0	35	330
AFC10.7MC35	180 ± 40	470	3.5 ± 1.5	35	330
AFC10.7MJ45	150 ± 40	360	4.5 ± 2.0	35	330 (*)

Wide or narrow bandwidth type

Part Number	3 dB Bandwidth (kHz)	20 dB Bandwidth (kHz) max.	Insertion Loss (dB) max.	Spurious Attenuation 9-12 MHz (dB) min.	Input / Output Impedance(W)
AFC10.7MW350	350 min.	950	3.0 ± 2.0	20	470 (*)
AFC10.7MW330	330 ± 50	680	4.0 ± 2.0	30	330
AFC10.7MW110	110 ± 30	350	7.0 ± 2.0	30	330
AFC10.7MW20	20 min.	95	6.0 max.	24	600 (*)

ORDERING OPTIONS

AFC10.7MXXXX - Packaging

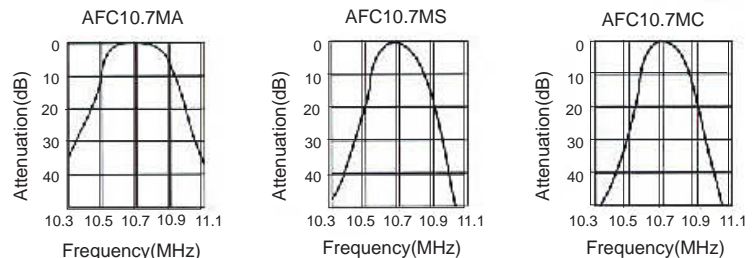
see part number

- Ammo (Ammo pack)

Storage temperature: -40°C to +85°C
 Packaging: Bulk: Plastic packing 500pcs. See appendix H.
 Ammo pack (Taping): carton box packing: 1,500pcs. See appendix H.
 Environmental and mechanical specification, see appendix C. Group 6.
 Marking, see appendix G. Application notes, see appendix A.
 Recommended handling, see appendix F.

(*) As of 09/02 parts are under development.

Frequency Characteristics



NOTE: Left blank if standard • All specifications and markings subject to change without notice

ABRACON IS
ISO 9001 / QS 9000
CERTIFIED

29 Journey • Aliso Viejo, CA 92656 • USA
 (949) 448-7070 • FAX: (949) 448-8484
 E-MAIL: abinfo@abracon.com • INTERNET ADDRESS: www.abracon.com

