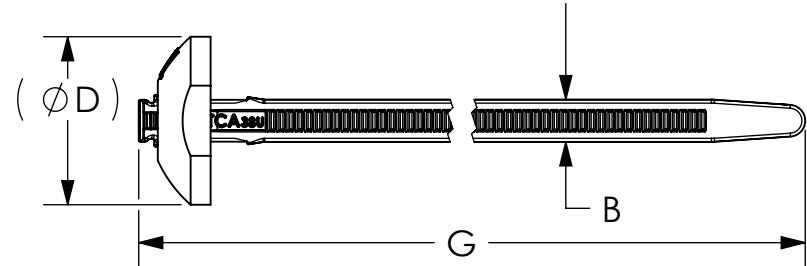



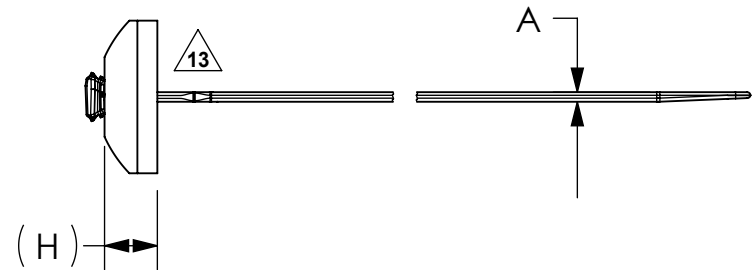
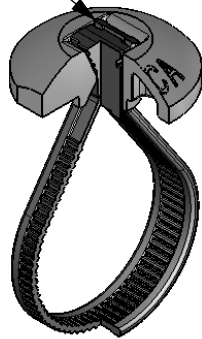
Revision level		Revision Record	Changed	Date	Approved	Date
Part	Drawing					
-	13	See ECN 011116	SJA	09/23/2008	GGG	09/23/2008



**NOTES:**

- 1. RECOMMENDED APPLICATION TOOL IS THE HT MARK 9 (MK9) SET TO #6 MAX.**
- 2. LOOPED BUNDLE LOAD APPLIED INLINE WITH MOUNTING HOLE AXIS.**
- 3. FOR PROPER INSTALLATION FULLY SEAT STRAP WEDGE.**

3. FOR PROPER INSTALLATION FULLY SEAT STRAP WEDGE.



HEAD - PA 6/6 HS BLACK  
STRAP - PA 6/6  
IMHSUV BLACK

Bundle Dia. Range (mm)	A	B	D	G	H	Panel Hole Diameter (mm)	Min Loop Tensile Strength (Newtons) (2.)
6.4 to 66.7	1.3±0.2	5.6±0.25	22.2±0.6	244.4±8.0	7.0±0.5	6.0 to 17.3	467

Material

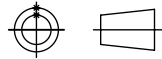
Dimension tolerances unless otherwise specified

- .xxxx = ±.050
- .xxx = ±.13
- .xx = ±.3
- .x = ±.8
- ∠ = ±0.5°

Dimension Units millimeters

PERFORMANCE SPECIFICATION

SW 2006



ALL PROPRIETARY RIGHTS IN THE SUBJECT MATTER SHOWN ON THIS DRAWING ARE EXCLUSIVE PROPERTY OF HELLERMANNNTYTON

Drawn PLN 01/12/2005  
Approved GGG 02/10/2005

**HellermannTyton®**  
Cable Management Products

7930 N. Faulkner Rd.  
Milwaukee, WI 53224  
Ph: (414) 355-1130  
Fx: (414) 362-8338

Scale 1:1  
Computer File Number CT05-046-005CST\_13  
Title

**BT105R**  
**Button Head Tie**

Drawing-No **CT05-046-005CST**  
Format **AH**  
Sheet 1 of 1