


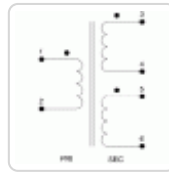
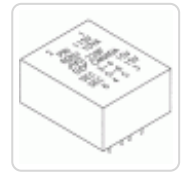
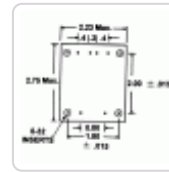
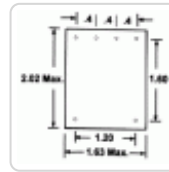
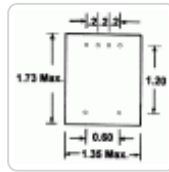
Low Voltage PCB Mount - Epoxy Cast 226-227-228 Series

Features



- Primary 115 VAC, 60 or 400Hz. models, 3 case sizes
- Epoxy cast to withstand shock and severe environments
- Two coil design provides balanced windings and low magnetic radiation - no electrostatic shield required.
- 228 series include four, 6-32 X .38 machine screw inserts for less strain on p.c. board connections.

Gallery



226 Series:

| Part No. | Size (VA) | Freq. (Hz) | Secondary (RMS) Series | Secondary (RMS) Parallel | Temp. Rise (C) | % Regulation | High Max | Pin Diameter | Weight lbs. |
|----------|-----------|------------|------------------------|--------------------------|----------------|--------------|----------|--------------|-------------|
| 226D | 1 | 60 | 20V C.T. @ 50ma | 10V @ 100ma | 25 | 19.7 | 0.8 | 0.04 | 0.22 |
| 226F | 1 | 60 | 30V C.T. @ 34ma | 15V @ 67ma | 25 | 21.7 | 0.8 | 0.04 | 0.22 |
| 226H | 1 | 60 | 40V C.T. @ 25ma | 20V @ 50ma | 25 | 18.9 | 0.8 | 0.04 | 0.22 |
| 226N | 20 | 400 | 20V C.T. @ 1A | 10V @ 2A | 35 | 7.2 | 0.8 | 0.04 | 0.22 |
| 226P | 20 | 400 | 26V C.T. @ 770ma | 13V @ 1.54A | 35 | 7.6 | 0.8 | 0.04 | 0.22 |
| 226R | 20 | 400 | 30V C.T. @ 670ma | 15V @ 1.33A | 35 | 7.5 | 0.8 | 0.04 | 0.22 |
| 226T | 20 | 400 | 40V C.T. @ 500ma | 20V @ 1A | 35 | 7.2 | 0.8 | 0.04 | 0.22 |

227 Series:

| Part No. | Size (VA) | Freq. (Hz) | Secondary (RMS) Series | Secondary (RMS) Parallel | Temp. Rise (C) | % Regulation | High Max | Pin Diameter | Weight lbs. |
|----------|-----------|------------|------------------------|--------------------------|----------------|--------------|----------|--------------|-------------|
| 227D | 5 | 60 | 20V C.T. @ 250ma | 10V @ 500ma | 25 | 20.07 | 1.05 | 0.05 | 0.38 |

| Part No. | Size (VA) | Freq. (Hz) | Secondary (RMS) | | Temp. Rise (C) | % Regulation | High Max | Pin Diameter | Weight lbs. |
|----------|-----------|------------|------------------|-------------|----------------|--------------|----------|--------------|-------------|
| | | | Series | Parallel | | | | | |
| 227F | 5 | 60 | 30V C.T. @ 170ma | 15V @ 340ma | 25 | 24 | 1.05 | 0.05 | 0.38 |
| 227H | 5 | 60 | 40V C.T. @ 125ma | 20V @ 250ma | 25 | 26 | 1.05 | 0.05 | 0.38 |
| 227N | 40 | 400 | 20V C.T. @ 2A | 10V @ 4A | 45 | 6 | 1.05 | 0.05 | 0.38 |
| 227P | 40 | 400 | 26V C.T. @ 1.54A | 13V @ 3.08A | 45 | 5.7 | 1.05 | 0.05 | 0.38 |
| 227R | 40 | 400 | 30V C.T. @ 1.33A | 15V @ 2.66A | 45 | 6 | 1.05 | 0.05 | 0.38 |
| 227T | 40 | 400 | 40V C.T. @ 1A | 20V @ 2A | 45 | 5.7 | 1.05 | 0.05 | 0.38 |

228 Series:

| Part No. | Size (VA) | Freq. (Hz) | Secondary (RMS) | | Temp. Rise (C) | % Regulation | High Max | Pin Diameter | Weight lbs. |
|----------|-----------|------------|------------------|-------------|----------------|--------------|----------|--------------|-------------|
| | | | Series | Parallel | | | | | |
| 228D | 10 | 60 | 20V C.T. @ 500ma | 10V @ 1A | 20 | 12.2 | 1.22 | 0.50 | 0.91 |
| 228F | 10 | 60 | 30V C.T. @ 340ma | 15V @ 670ma | 20 | 12.5 | 1.22 | 0.50 | 0.91 |
| 228H | 10 | 60 | 40V C.T. @ 250ma | 20V @ 500ma | 20 | 12.2 | 1.22 | 0.50 | 0.91 |

Data subject to change without notice