

Single relay - REL-IR4/LDP- 12DC/4X21 - 2903676

Please be informed that the data shown in this PDF Document is generated from our Online Catalog. Please find the complete data in the user's documentation. Our General Terms of Use for Downloads are valid (<http://phoenixcontact.com/download>)



Plug-in industrial relay with power contacts and additional hard gold plating, 4 PDTs, test key, status LED, freewheeling diode, mechanical switch position indicator, polarity: A1+, A2-, coil voltage: 12 V DC

The figure shows version REL-IR4/LDP- 24DC/4X21



Key Commercial Data

Packing unit	10 STK
Minimum order quantity	10 STK
GTIN	
GTIN	4046356758895

Technical data

Dimensions

Width	21.2 mm
Height	35.6 mm
Depth	27.5 mm

Ambient conditions

Ambient temperature (operation)	-40 °C ... 70 °C
Ambient temperature (storage/transport)	-40 °C ... 85 °C

Coil side

Nominal input voltage U_N	12 V DC
Input voltage range in reference to U_N	see diagram
Typical input current at U_N	78 mA
Typical response time	13 ms
Typical release time	14 ms
Protective circuit	Damping diode
Status display	Yellow LED

Single relay - REL-IR4/LDP- 12DC/4X21 - 2903676

Technical data

Coil side

Power dissipation for nominal condition	0.94 W
---	--------

Contact side

Contact type	4 PDTs
Type of switch contact	Single contact
Contact material	AgNi
Maximum switching voltage	250 V AC/DC
Minimum switching voltage	5 V (At 24 mA)
Min. switching current	5 mA (at 24 V)
Maximum inrush current	16 A (20 ms, N/O contact)
Limiting continuous current	6 A
Interrupting rating (ohmic load) max.	144 W (at 24 V DC)
	124 W (at 48 V DC)
	108 W (at 60 V DC)
	52 W (at 110 V DC)
	48 W (at 220 V DC)
	1500 VA (for 250 V AC)
Switching capacity min.	0.12 W
Switching capacity in acc. with DIN VDE 0660/IEC 60947	2 A (at 24 V, DC13)
	0.22 A (at 120 V, DC13)
	0.11 A (at 250 V, DC13)
	1.5 A (at 24 V, AC15)
	1.5 A (at 120 V, AC15)
	1 A (at 240 V, AC15)

General

Test voltage relay winding/relay contact	2.5 kV _{rms} (50 Hz, 1 min.)
Test voltage PDT/PDT	2 kV _{rms} (50 Hz, 1 min.)
Operating mode	100% operating factor
Degree of protection	RT I
Mechanical service life	Approx. 2x 10 ⁷ cycles
Mounting position	any

Standards and Regulations

Connection in acc. with standard	CSA
Standards/regulations	IEC 60664
	IEC 61810
Rated insulation voltage	250 V AC
Rated surge voltage	2.5 kV
Insulation	Basic insulation
Degree of pollution	2
Overvoltage category	II

Single relay - REL-IR4/LDP- 12DC/4X21 - 2903676

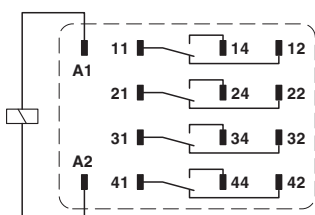
Technical data

Environmental Product Compliance

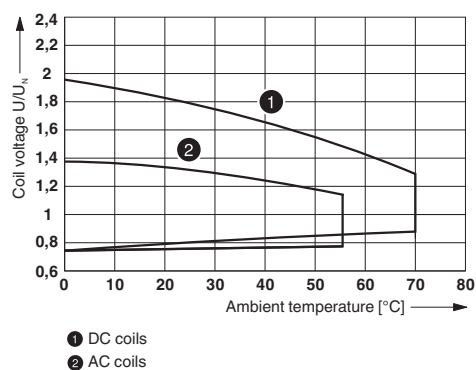
China RoHS	Environmentally Friendly Use Period = 50
	For details about hazardous substances go to tab "Downloads", Category "Manufacturer's declaration"

Drawings

Circuit diagram

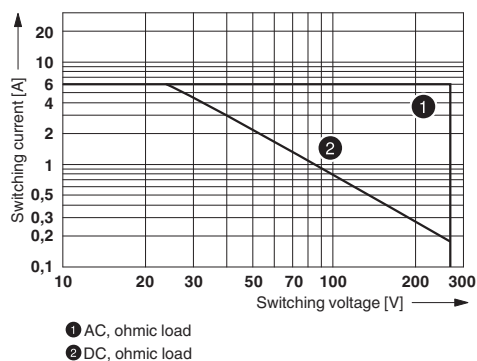


Diagram



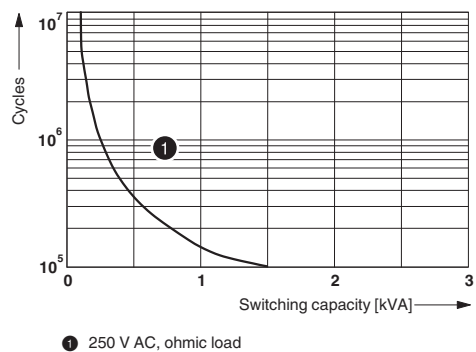
Operating voltage range

Diagram



Interrupting rating

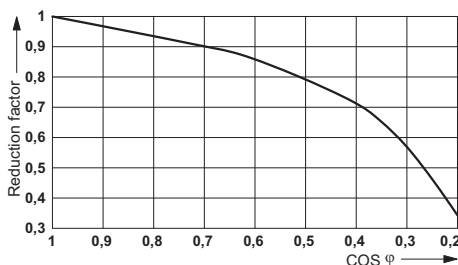
Diagram



Electrical service life

Single relay - REL-IR4/LDP- 12DC/4X21 - 2903676

Diagram



Service life reduction factor

Approvals

Approvals

Approvals

CSA / UL Recognized / cUL Recognized / VDE Zeichengenehmigung / EAC / EAC / cULus Recognized

Ex Approvals

Approval details


CSA		http://www.csagroup.org/services/testing-and-certification/certified-product-listing/	2554095
UL Recognized		http://database.ul.com/cgi-bin/XYV/template/LISEXT/1FRAME/index.htm	FILE E 172140
cUL Recognized		http://database.ul.com/cgi-bin/XYV/template/LISEXT/1FRAME/index.htm	FILE E 172140
VDE Zeichengenehmigung		http://www.vde.com/en/Institute/OnlineService/VDE-approved-products/Pages/Online-Search.aspx	40040427

Single relay - REL-IR4/LDP- 12DC/4X21 - 2903676

Approvals

EAC		EAC-Zulassung
-----	---	---------------

EAC		RU C- DE.A*30.B.01082
-----	---	--------------------------

cULus Recognized		http://database.ul.com/cgi-bin/XYV/template/LISEXT/1FRAME/index.htm
------------------	---	---

Phoenix Contact 2017 © - all rights reserved
<http://www.phoenixcontact.com>

PHOENIX CONTACT GmbH & Co. KG
Flachsmarktstr. 8
32825 Blomberg
Germany
Tel. +49 5235 300
Fax +49 5235 3 41200
<http://www.phoenixcontact.com>