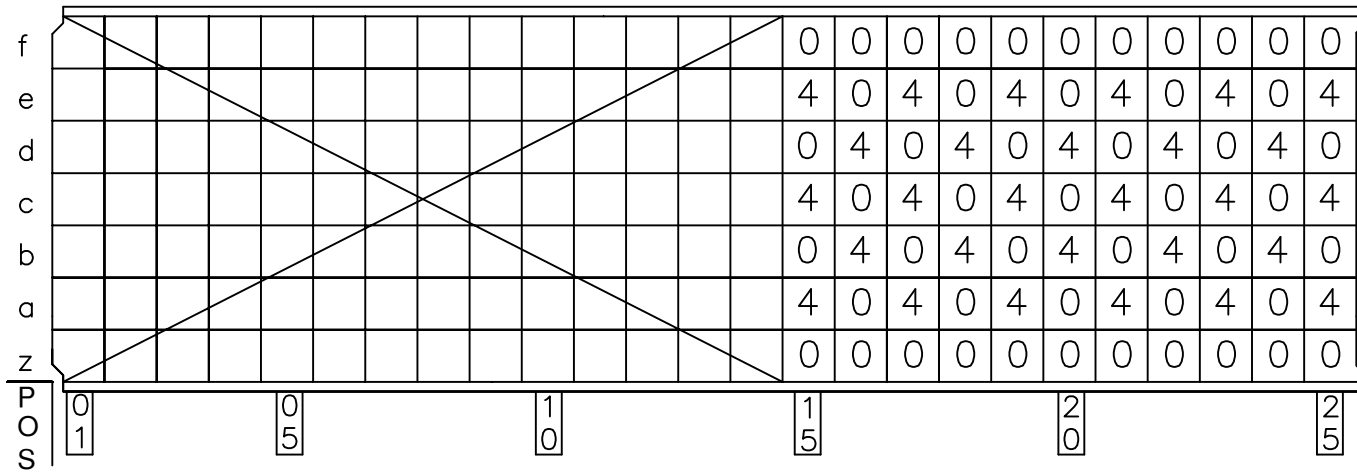
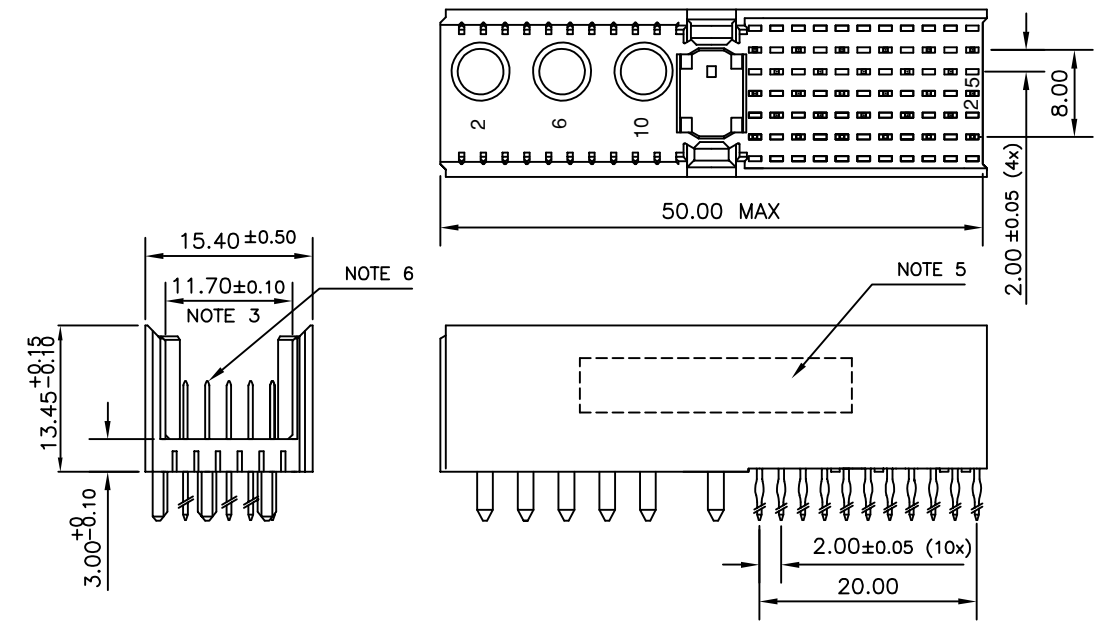


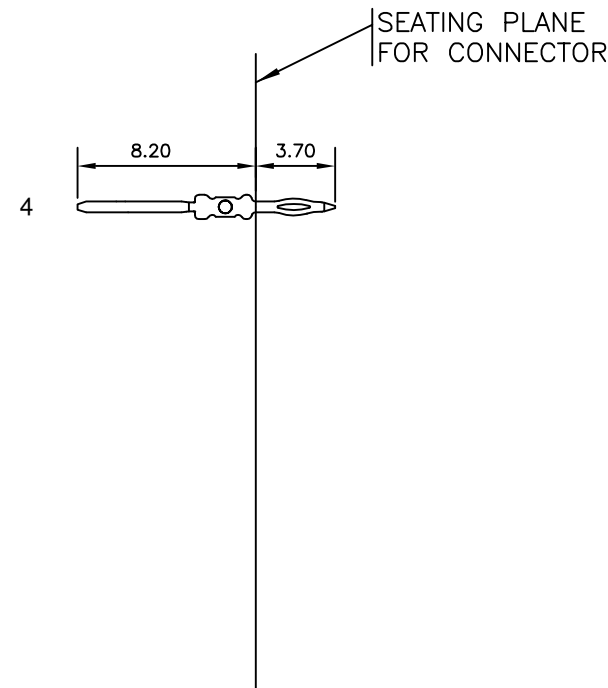
LOADING PATTERN MATING SIDE



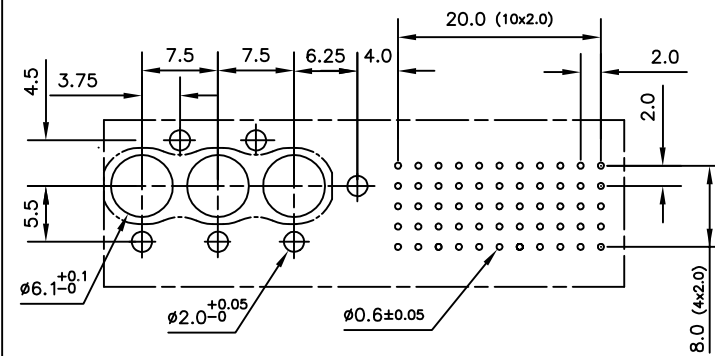
LOADED CONNECTOR ASSEMBLY (FOR EXAMPLE)



CONTACT OVERVIEW



LAY-OUT P.C.B.-HOLE



HM2P11PD5510 LEAD FREE INDICATOR : LF = LEAD FREE (DIGIT 15 & 16)

PLATING CODE (DIGIT 13 AND 14) (REF DRW NO. BS,C , 201844 , 003)

NOTES

- THIS PRODUCT IS CSA APPROVED.
- THIS PRODUCT IS UL RECOGNIZED.
- MEASURED AT THE BOTTOM.
- MATERIAL CONTACT: PHOSPHORBRONZE
HOUSING: CREAM WHITE GLASS FILLED POLYESTER UL-94V0
- CONNECTOR PRINTED WITH P/N AND DATE CODE.
- FOR ACTUAL CONTACT LOADINGS, SEE LOADING PATTERN MATING SIDE.
- SHAPE OF CONNECTOR HOUSING CAN ALTER DEPENDING ON PRODUCTION LOCATION
- THE PRODUCT (LF) MEETS EUROPEAN UNION DIRECTIVES AND OTHER COUNTRY REGULATIONS AS DESCRIBED IN GS-22-008
- FOR RECOMMENDED PTH DIMENSIONS REFER DRAWING : BS, A , 201572 , 001

CATALOG NO: HM2P11PD5510----

mat'l. code SEE NOTE 4				surface ISO 1302 ✓		tolerance ISO 406 ISO 1101		projection 		product family MILLIPACS			
ltr				ecn no		dr		date		tolerances unless otherwise specified			
A				I05-0049		MINI		2005-04-08		angles		linear	
B				I05-0222		MINI		2005-11-08		0° ± 1°		MM	
C				I06-0099		MINI		2006-07-12		scale		-	
				dr		MINI K VANDANATH		2005-04-08		FCCI		sheet 1 of 1	
				enr		BIJU K PAUL		2005-04-08		size		5	
				chr		BIJU K PAUL		2006-07-12		title		A3	
				appd		BIJU K PAUL		2006-07-12		dwg no		BS, C , 203028, 241	
sheet index		revision sheet		c		1				type		Product Customer Drawing	