

Contact insert module - HC-M-25-CT-F - 1414375

Please be informed that the data shown in this PDF Document is generated from our Online Catalog. Please find the complete data in the user's documentation. Our General Terms of Use for Downloads are valid (<http://phoenixcontact.com/download>)



Contact insert module, Number of positions: 25, Socket, Crimp connection, 50 V, 4 A, 0.08 mm² ... 0.5 mm², Application: Signal

Key Commercial Data

Packing unit	5 STK
Minimum order quantity	5 STK
GTIN	
GTIN	4055626025285

Technical data

Dimensions

Height	30.65 mm
Width	34.2 mm
Length	14.6 mm

Electrical characteristics

Note	For HEAVYCON housing type B6 to B48, HC-M-MHR... hinged retaining frame required, VS-...CD-1,0... crimp contacts (crimp contacts not supplied as standard)
Rated voltage (III/3)	50 V
Rated current	4 A
Rated surge voltage	0.8 kV
Connection profile	25

Ambient conditions

Ambient temperature (operation)	-40 °C ... 125 °C
---------------------------------	-------------------

Mechanical characteristics

Conductor cross section	0.08 mm ² ... 0.5 mm ²
Connection cross section AWG	28 ... 20

Contact insert module - HC-M-25-CT-F - 1414375

Technical data

Mechanical characteristics

Stripping length of the individual wire	4.2 mm
External cable diameter	2.2 mm
Insertion/withdrawal cycles	≥ 500
Minimum housing height	52 mm

General

Series	HC-M-25
Color	light gray
Number of module slots	1
Connection method	Crimp connection
Flammability rating according to UL 94	V0
Degree of pollution	3
Overvoltage category	III
Assembly instructions	Housing height >= 52 mm. Plug-in connections may only be operated only when there is no load/voltage. Use of HC-CST (1676857) coding pins and HC-CBU (1676860) coding sockets has been prescribed.

Material data

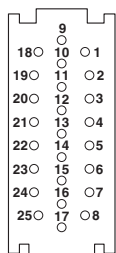
Contact material	Copper alloy
Contact surface material	Au
Contact carrier material	PC

Standards and Regulations

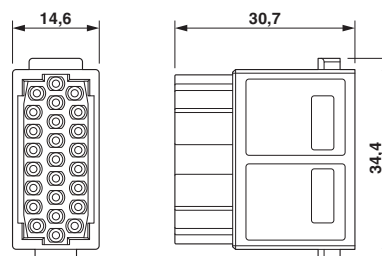
Flammability rating according to UL 94	V0
--	----

Drawings

Schematic diagram

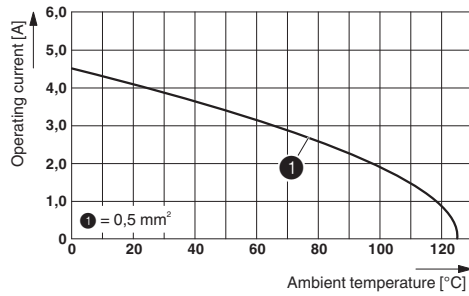


Dimensional drawing



Contact insert module - HC-M-25-CT-F - 1414375

Diagram



Derating diagram (6 modules in HC-B 24 housing)

Approvals

Approvals

Approvals

EAC

Ex Approvals

Approval details

EAC		7500651.22.01.00246
-----	--	---------------------

Phoenix Contact 2017 © - all rights reserved
<http://www.phoenixcontact.com>

PHOENIX CONTACT GmbH & Co. KG
Flachsmarktstr. 8
32825 Blomberg
Germany
Tel. +49 5235 300
Fax +49 5235 3 41200
<http://www.phoenixcontact.com>