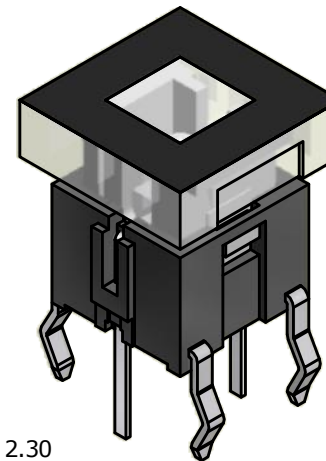
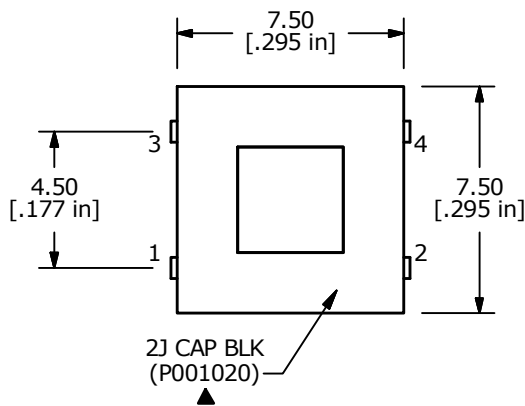
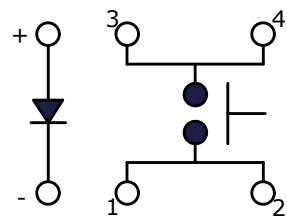


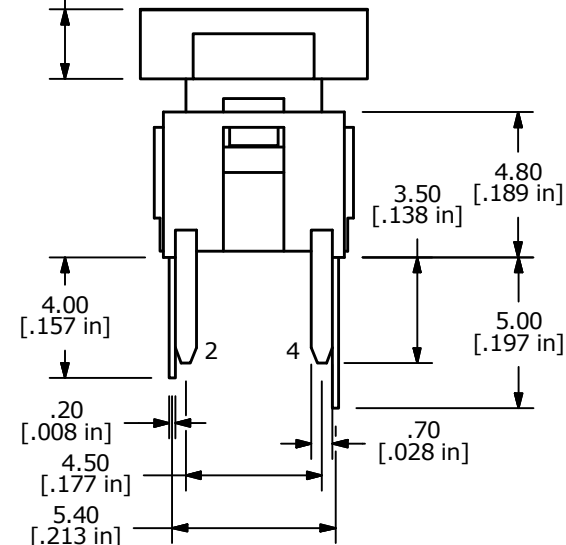
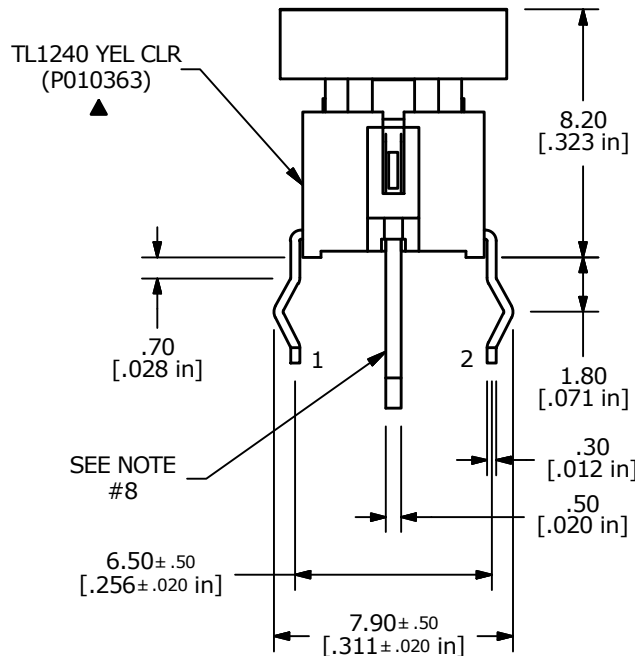
P.C.B. LAYOUT



2.30
[.091 in]



CIRCUIT: SPST



- NOTES:
1. ALL DIMENSIONS IN MM
 2. GENERAL TOLERANCE: X.X=±0.4
X.XX=±0.25
 3. RATING: 50mA @ 12VDC
 4. TRAVEL: 0.25 +0.2/0.1mm
 - ▲ 5. OPERATING FORCE: 160±50gf
 6. CONTACT RESISTANCE: 100 Milli-Ohms Max
 7. 2002/95/EC (ROHS) COMPLIANT
 - ▲ 8. SHORTER LEAD WITH COLOR IS NEGATIVE (CATHODE).
 9. ▲ DENOTES CRITICAL PARAMETER

LED SPECS	UNITS	YELLOW
FORWARD CURRENT	mA	20
FORWARD VOLTAGE	V	2.1-2.6
LUMINOUS INTENSITY	MCD	45



E	21876	CHANGE CAP # FROM P01020 TO P001020	6/12/15	MW
D	19550	DRAWING UPDATE / CLEAN-UP	12/28/10	BGL
REV	PCR NO	DESCRIPTION	DATE	BY

TITLE TL1240YQ2JBLK				
SCALE	DATE	DR	DWG	REV
4:1	12/28/2010	BGL	XP0042A	E

THE INFORMATION CONTAINED IN THIS DOCUMENT IS PROPRIETARY TO E-SWITCH AND IS NOT TO BE COPIED OR TRANSFERRED