


Type GSA / GSAP Slow Blow Fuse Series

1/4 x 1 1/4 inch Ceramic Tube

GSAD0903



Electrical Characteristics (UL/CSA STD. 248-14)

Testing current	Blow Time	
	Minimum	Maximum
100%	4 Hrs.	N/A
135%	N/A	1 Hr
200%	5 sec	30 sec

Approvals

Safety Agency Approvals	Type	Amp range / Volt @ I.R. ability
Listed File No. E20624	GSA / GSAP	63mA - 8A / 125V AC@ 10,000A
Certified File No. LR39772		63mA - 1A / 250V AC@ 35A
		>1A - 3.5A / 250V AC@ 100A
Recognized File No. E20624	GSA / GSAP	10A - 15A / 125V AC@ 10,000A
Acceptance File No. LR39772		10A - 15A / 250V AC@ 750A
File No. JET1037-31003-1001, JET1037-31003-1003	GSA / GSAP	1A - 5A / 125V AC@ 500A
File No. JET1037-31003-1002	GSA	>5A - 15A / 125V AC@ 300A

Operating Temperature

-55°C to +125°C

Physical Specification

Materials

Ceramic body / Nickel Plated Brass Caps

Lead wire:

Tin-lead plated Copper; Diameter 0.040" all ratings

Marking

On fuse:

"bel", "GSA", "Current Rating", "Voltage Rating", and "Appropriate Safety Logos"

On label:

Above info plus "CE" and interrupting rating

Voltage on fuse:

250V for 63mA to 15A

Packaging

1. In bulk:

GSA - 1,000 pcs per box; **GSAP** - 500 pcs per box

2. On Axial Tape & Reel:

1,000 pcs per reel

3. Tape & Reel specification:

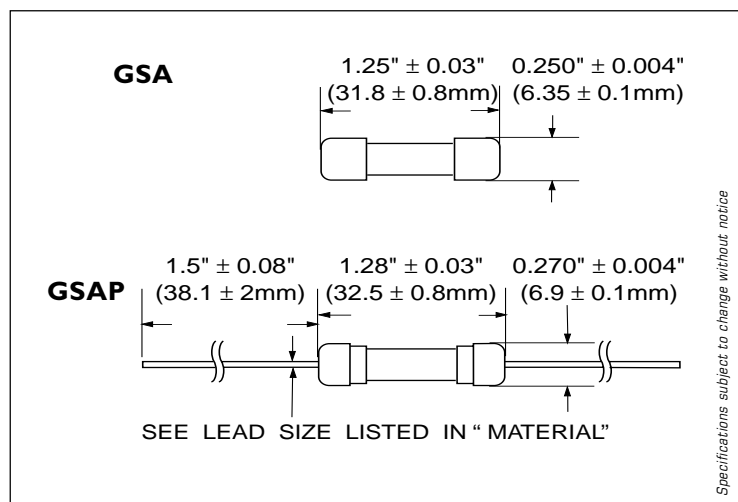
per EIA-296-E & IEC 286-1

@ 10mm Pitch and 73mm inside Tape Spacing

Catalog Number	Ampere Rating	Typical Cold Resistance (ohm)	Volt-drop @100% I_n (Volt) max.	Melting $I^2T < 10$ mSec (A ² Sec)	Melting $I^2T @10 I_n$ (A ² Sec)	Maximum Power Dissipation (W)
GSA (P) 63	63mA	80	7	0.09	0.10	0.71
GSA (P) 100	100mA	22	4	0.21	0.24	0.55
GSA (P) 125	125mA	16	2.8	0.32	0.37	0.58
GSA (P) 160	160mA	11	2.3	0.50	0.58	0.60
GSA (P) 200	200mA	8.3	1.9	0.77	0.91	0.63
GSA (P) 250	250mA	4.9	1.6	1.20	1.42	0.66
GSA (P) 300	300mA	3.3	1.4	1.85	2.22	0.70
GSA (P) 375	375mA	2.4	1.2	2.6	3.2	0.73
GSA (P) 500	500mA	1.5	0.95	4.4	5.4	0.78
GSA (P) 750	750mA	0.7	0.69	9.7	12.1	0.85
GSA (P) 1	1A	0.5	0.56	16.4	20.6	0.91
GSA (P) 1.25	1.25A	0.3	0.47	25.4	32.3	0.96
GSA (P) 1.6	1.6A	0.21	0.39	39.3	50.4	1.01
GSA (P) 2	2A	0.14	0.33	61	79	1.06
GSA (P) 2.5	2.5A	0.09	0.27	94	123	1.1
GSA (P) 3	3A	0.06	0.23	146	192	1.2
GSA (P) 4	4A	0.04	0.19	226	300	1.2
GSA (P) 5	5A	0.03	0.16	349	469	1.3
GSA (P) 6	6A	0.019	0.16	286	455	1.6
GSA (P) 7	7A	0.016	0.16	372	592	1.8
GSA (P) 8	8A	0.014	0.15	483	769	1.9
GSA (P) 10	10A	0.010	0.14	817	1300	2.3
GSA (P) 12	12A	0.008	0.13	1277	2031	2.6
GSA (P) 15	15 A	0.006	0.12	2123	3377	3.0

Consult manufacturer for other ratings

Mechanical Dimensions



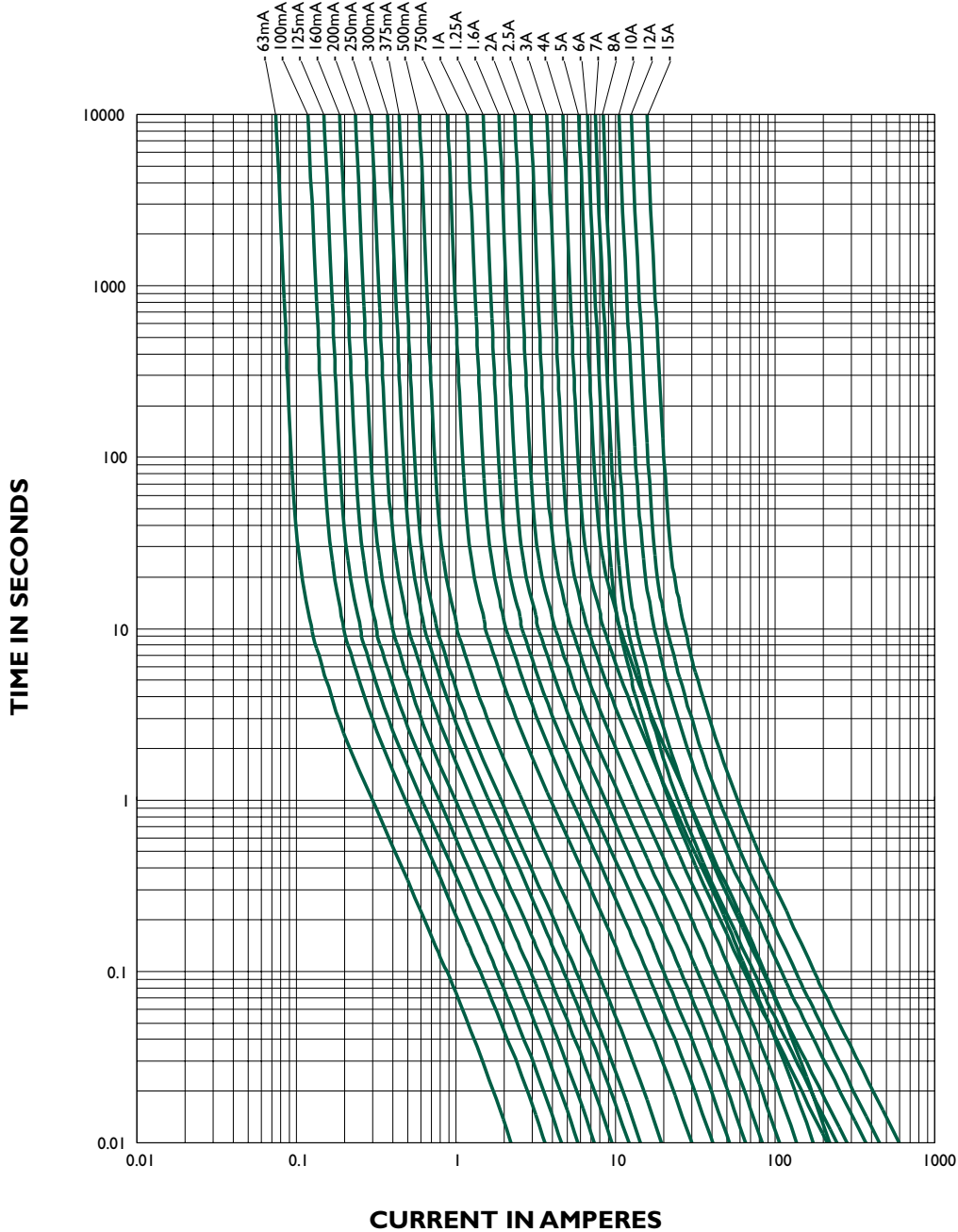
ORDERING INFORMATION SEE PAGES 67 & 68

Type GSA / GSAP
Slow Blow Fuse Series

1/4 x 1 1/4 inch Ceramic Tube

GSAC0801

GSA / GSAP - TIME CURRENT CHARACTERISTIC CURVE



Specifications subject to change without notice

NOTE - see important information under "User Guide" on P.08

Corporate Office

Bel Fuse Inc.
 206 Van Vorst Street, Jersey City, NJ 07302
 Tel: 201-432-0463
 Fax: 201-432-9542
 E-Mail: belfuse@belfuse.com
 Website: www.belfuse.com

Far East Office

Bel Fuse Ltd.
 8F/8 Luk Hop Street
 San Po Kong
 Kowloon, Hong Kong
 Tel: 852-2328-5515
 Fax: 852-2352-3706

European Office

Bel Fuse Europe Ltd.
 Preston Technology Management Centre
 Marsh Lane, Preston PR1 8UD
 Lancashire, U.K
 Tel: 44-1772-556601
 Fax: 44-1772-888366