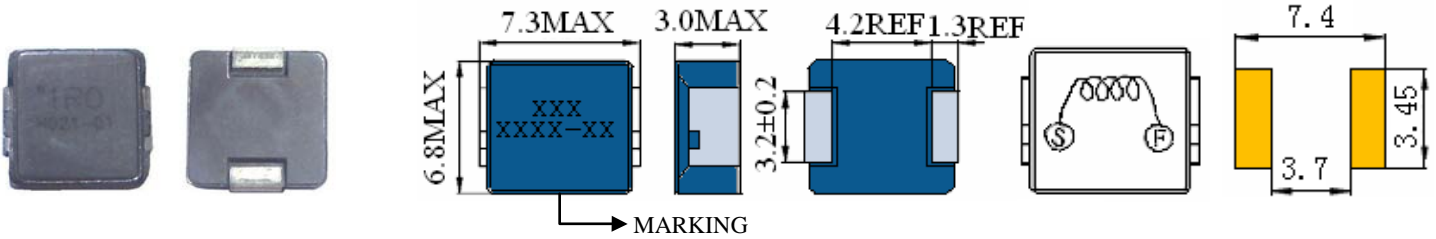


SCIHP0730

SMD POWER INDUCTORS

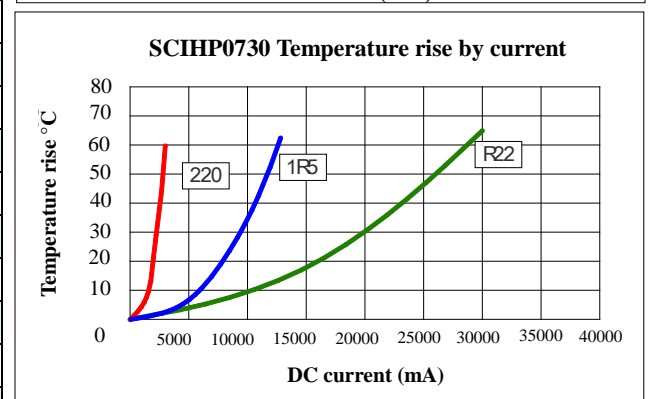
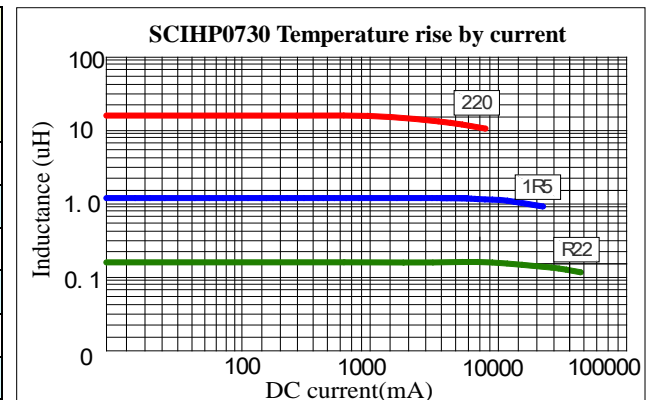


• Features

1. Lowest DCR/uH in this small package size.
2. Frequency range up to 5.0MHZ.
3. -55°C to +125°C operating temperature.
4. Handles high transient current spikes without saturation.
5. Composite construction providing extremely low buzz noise.

ELECTRICAL CHARACTERISTICS

Part Number	Inductance (uH) (1)	Test Frequency	DC Resistance (Ω MAX) (2)	Saturation Current (A) (3)	Temperature Current (A) (4)
SCIHP0730-R22N	0.22	200KHZ	3.1m	34	22
SCIHP0730-R33M	0.33	200KHZ	3.9m	28	20
SCIHP0730-R47M	0.47	200KHZ	4.2m	24	17.5
SCIHP0730-R56M	0.56	200KHZ	5.3m	23	15.5
SCIHP0730-R68M	0.68	200KHZ	5.5m	22	15.5
SCIHP0730-R82M	0.82	200KHZ	8m	19	13
SCIHP0730-1R0M	1.0	200KHZ	10m	17	11
SCIHP0730-1R5M	1.5	200KHZ	15m	15	9
SCIHP0730-2R2M	2.2	200KHZ	20m	12	8
SCIHP0730-2R5M	2.5	200KHZ	22m	11	8
SCIHP0730-3R3M	3.3	200KHZ	30m	10	6
SCIHP0730-4R7M	4.7	200KHZ	40m	8	5
SCIHP0730-5R6M	5.6	200KHZ	54m	7.5	5
SCIHP0730-6R8M	6.8	200KHZ	60m	7	4.5
SCIHP0730-8R2M	8.2	200KHZ	68m	6	4
SCIHP0730-100M	10.0	200KHZ	105m	5.5	3
SCIHP0730-220M	22.0	200KHZ	230m	3	2



(1). Inductance tolerance $\pm 20\%$ tested at 0.25V, 0ADC and 25°C

(2). DCR measured at 25°C.

(3). The DC current at which the inductance decreases by 20% from its initial value.

(4). The DC current that results in a 40°C temperature rise from 25°C ambient

(*) Part temperature (ambient + temp rise) should not exceed 125°C under worst case operating conditions. Circuit design, component placement, PCB trace size and thickness, airflow and other cooling provisions may affect the temperature of the part. Part temperature should be verified in the end application.

[Click here for QUANTITY PER REEL & PACKING INFORMATION](#)

Custom versions available upon request.