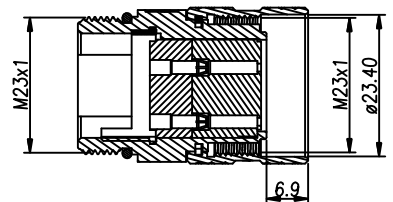
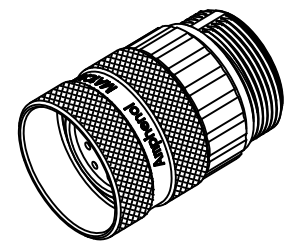
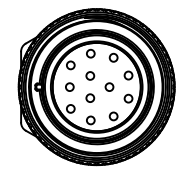
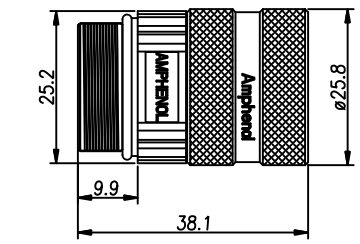


REVISIONS					
REV	ECO	DESCRIPTION	DATE	BY	APPR
B1	-	RELEASE NEW DWG FORMAT	Feb.06,2014	Tod	Tommy
B2	-	UPDATE THE DURABILITY	Jun.27,2015	Drack	Tommy
B3	-	UPDATED	04DEC15	MRF	Tommy
B4	-	UPDATED LOGO	20APR16	MRF	Tommy



-	MA1CAS1900	M23, PLUG, ST, 19POS, P TYPE, KEYED "S"	27
-	MA1CAR1900	M23, PLUG, ST, 19POS, P TYPE, KEYED "R"	26
-	MA1CAP1900	M23, PLUG, ST, 19POS, P TYPE	25
-	MA1CAG1900	M23, PLUG, ST, 19POS, E TYPE, KEYED "G"	24
-	MA1CAF1900	M23, PLUG, ST, 19POS, E TYPE, KEYED "F"	23
-	MA1CAE1900	M23, PLUG, ST, 19POS, E TYPE	22
-	MA1CAS1700	M23, PLUG, ST, 17POS, P TYPE, KEYED "S"	20
-	MA1CAR1700	M23, PLUG, ST, 17POS, P TYPE, KEYED "R"	19
-	MA1CAP1700	M23, PLUG, ST, 17POS, P TYPE	18
-	MA1CAG1700	M23, PLUG, ST, 17POS, E TYPE, KEYED "G"	17
-	MA1CAF1700	M23, PLUG, ST, 17POS, E TYPE, KEYED "F"	16
-	MA1CAE1700	M23, PLUG, ST, 17POS, E TYPE	15
-	MA1CAS1600	M23, PLUG, ST, 16POS, P TYPE, KEYED "S"	13
-	MA1CAR1600	M23, PLUG, ST, 16POS, P TYPE, KEYED "R"	12
-	MA1CAP1600	M23, PLUG, ST, 16POS, P TYPE	11
-	MA1CAG1600	M23, PLUG, ST, 16POS, E TYPE, KEYED "G"	10
-	MA1CAF1600	M23, PLUG, ST, 16POS, E TYPE, KEYED "F"	9
-	MA1CAE1600	M23, PLUG, ST, 16POS, E TYPE	8
-	MA1CAS1200	M23, PLUG, ST, 12POS, P TYPE, KEYED "S"	6
-	MA1CAR1200	M23, PLUG, ST, 12POS, P TYPE, KEYED "R"	5
-	MA1CAP1200	M23, PLUG, ST, 12POS, P TYPE	4
-	MA1CAG1200	M23, PLUG, ST, 12POS, E TYPE, KEYED "G"	3
-	MA1CAF1200	M23, PLUG, ST, 12POS, E TYPE, KEYED "F"	2
-	MA1CAE1200	M23, PLUG, ST, 12POS, E TYPE	1

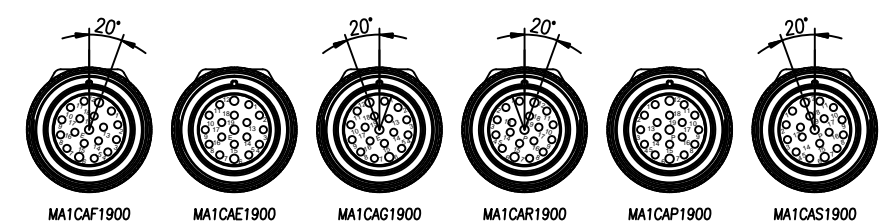
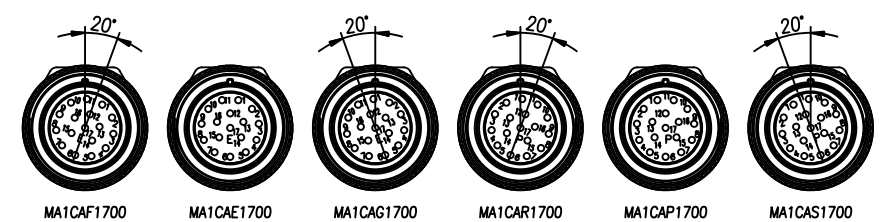
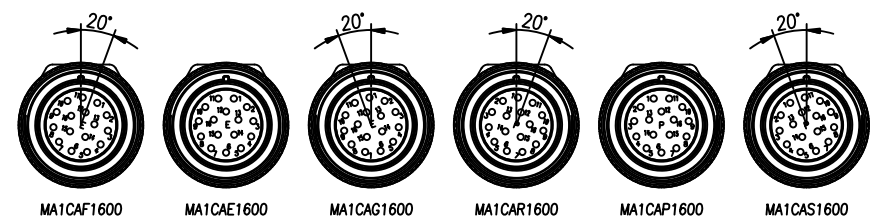
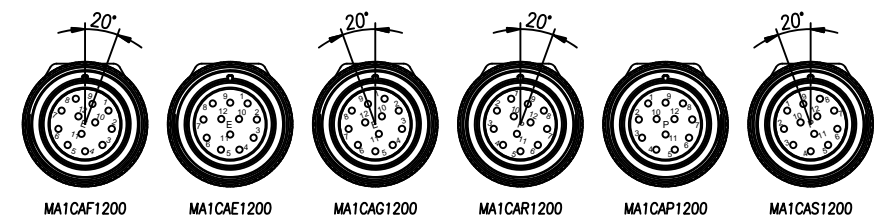
QUANTITY	PART NUMBER	DESCRIPTION	ITEM
----------	-------------	-------------	------

MATERIALS LIST			
UNLESS OTHERWISE SPECIFIED		SIGNATURES	DATE
1) All dimensions are in metric(mm). 2) Tolerances are as follows: 1 PL DEC ±0.30 2 PL DEC ±0.15 3 PL DEC ±0.08		Drack	Jun.27,2015
3) Note reference =		CHECKED:	
		ENGINEER:	
		APPROVAL:	
MATERIAL SPECIFICATIONS:		CUSTOMER:	
PROCESS SPECIFICATIONS:		THIS DRAWING IS SUPPLIED FOR INFORMATION ONLY. DESIGN FEATURES, SPECIFICATIONS AND PERFORMANCE DATA SHOWN HEREON ARE THE PROPERTY OF THE AMPHENOL CORPORATION. NO RIGHTS OF REPRODUCTION ARE IMPLIED. ALL DIMENSIONS ARE SUBJECT TO NORMAL MANUFACTURING VARIATIONS.	
NEXT ASSY:		SCALE: NONE	

Sine Systems - www.amphenol-sine.com
44724 Morley Drive
Clinton Township, MI 48036

M23, PLUG, STRAIGHT, THREADED

SIZE	TYPE	DWG NO.	REVISION
B	C-	MA1CAxxx00	B4



- NOTES: UNLESS OTHERWISE SPECIFIED
- MATERIAL:
INSULATION INSERT: PA66,UL94 V0
SEAL: VITON
HOUSING BODY: ZINC DIE CAST, NICKEL PLATED
COUPLING NUT: COPPER ALLOY, NICKEL PLATED
 - SPECIFICATIONS:
 - CURRENT RATING: 10 AMPS - 12 POSITION
9 AMPS - 16 POSITION
9 AMPS - 17 POSITION
7 AMPS - 19 POSITION
 - VOLTAGE RATING: 160V AC/DC - 12 POSITION
125V AC/DC - 16 POSITION
125V AC/DC - 17 POSITION
63V AC/DC - 19 POSITION
 - OPERATING TEMPERATURE: -20°C TO +130°C
 - DIELECTRIC WITHSTANDING VOLTAGE: LESS THAN 2 MILLIAMPS CURRENT LEAKAGE @ 2500 VOLTS AC.
 - DEGREE OF PROTECTION: IP67 (MATED CONDITION)
 - DEGREE OF POLLUTION: 3 PER UL840
 - OVERVOLTAGE CATEGORY: III PER UL840
 - MATING CYCLE DURABILITY: >500 CYCLES
 - RoHS COMPLIANT
 - ALL DIMENSIONS ARE FOR REFERENCE USE ONLY.

TITLE: M23, PLUG, STRAIGHT, THREADED
DWG NO: MA1CAxxx00
REV: B4
SH: 1
OF: 1