

## General Specifications

Motor Structure: Shaded Pole Induction Motor  
 Motor Protection: B5A Class : Thermal Protection  
 Insulation Resistance:  
 10M Ω or over with a DC500V Megger  
 Dielectric Withstand Voltage: AC 700V 1s  
 Allowable Ambient Temperature Range:  
 -10°C ~ +60°C (Operating)  
 -40°C ~ +70°C (Storage)  
 (non-condensing environment)

## Expected Life

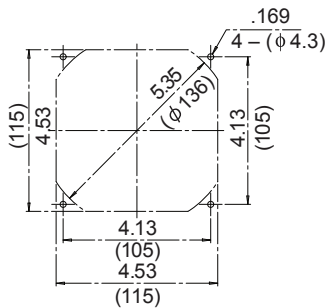
Failure Rate: 10%  
 25°C 90,000 Hours

## Material

Casing : Aluminum (Black Painting)  
 Impeller : Steel  
 Bearing : Ball Bearings  
 Lead Wire : AWG22, UL3266  
 or Terminal : Faston #110 or equivalent

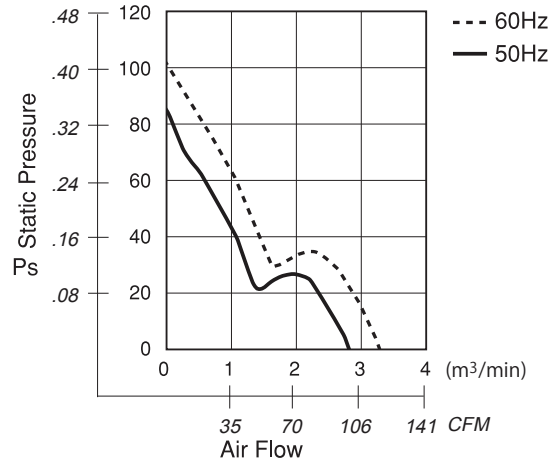
## Panel Cut-Outs

Units: inch  
(mm)

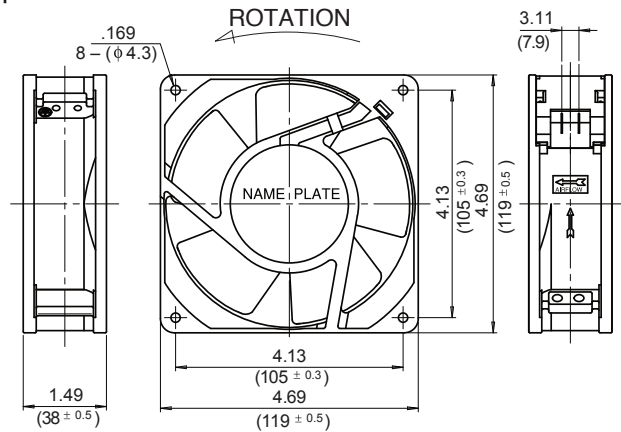


INLET SIDE / OUTLET SIDE

## Characteristic Curves



## Outline



## Specifications

MODEL	LEGACY P/N	Rated Voltage	Frequency	Starting Voltage	Current	Input Power	Speed	Max. Air Flow		Max. Static Pressure		Noise	Mass
		(V)	(Hz)	(V)	(A) <sup>*1</sup>	(W)	(min <sup>-1</sup> ) <sup>*2</sup>	CFM <sup>*1</sup>	(m <sup>3</sup> /min) <sup>*2</sup>	in H <sub>2</sub> O	(Pa) <sup>*2</sup>	(dB) <sup>*2</sup>	(g)
** 11938TB-A0N-NP-00	4715TS-10T-B5A-B00	100	50	65	0.450	20.0	2600	98.84	2.80	0.352	88.0	46	610
		100	60	65	0.340	17.0	3100	116.49	3.30	0.400	100.0	50	610
11938TB-A1N-NP-00	4715TS-12T-B5A-A00	115	50	75	0.390	21.0	2600	98.84	2.80	0.352	88.0	46	610
		115	60	75	0.300	17.0	3100	116.49	3.30	0.400	100.0	50	610
** 11938TB-B0N-NP-00	4715TS-20T-B5A-B00	200	50	130	0.220	21.0	2600	98.84	2.80	0.352	88.0	46	610
		200	60	130	0.170	17.0	3100	116.49	3.30	0.400	100.0	50	610
** 11938TB-B2N-NP-00	4715TS-22T-B5A-B00	220	50	145	0.200	20.0	2600	98.84	2.80	0.352	88.0	46	610
		220	60	145	0.150	17.0	3100	116.49	3.30	0.400	100.0	50	610
11938TB-B3N-NP-00	4715TS-23T-B5A-A00	230	50	175	0.190	21.0	2600	98.84	2.80	0.352	88.0	46	610
		230	60	175	0.140	17.0	3100	116.49	3.30	0.400	100.0	50	610
** 11938TB-B4N-NP-00	4715TS-24T-B5A-A00	240	50	175	0.180	20.0	2600	98.84	2.80	0.352	88.0	46	610
		240	60	175	0.140	17.0	3100	116.49	3.30	0.400	100.0	50	610

Rotation: Counterclockwise

Airflow Outlet: Air Out Over Struts

\*1: Maximum Values in Free Air

\*\* Contact NMB for Availability

\*2: Average Values in Free Air

\*3: Minimum Values in Free Air