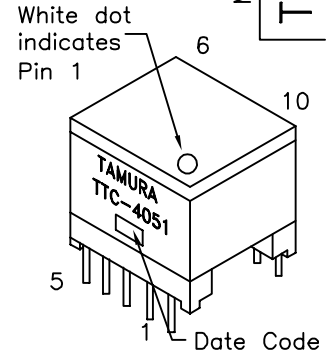
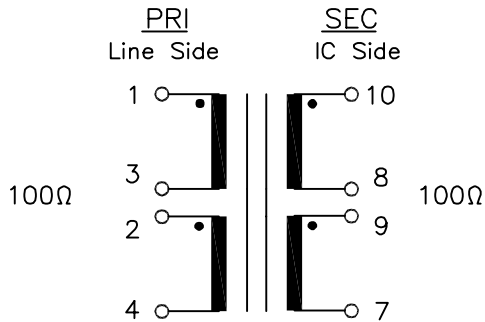


REV. Status
 PRELIMINARY
 04/24/00 LL
 PRELIMINARY 1
 CHANGED DESC.
 10/23/00 LL

ADSL transformer designed for use with Itex IC chip Apollo II (CPE Side)

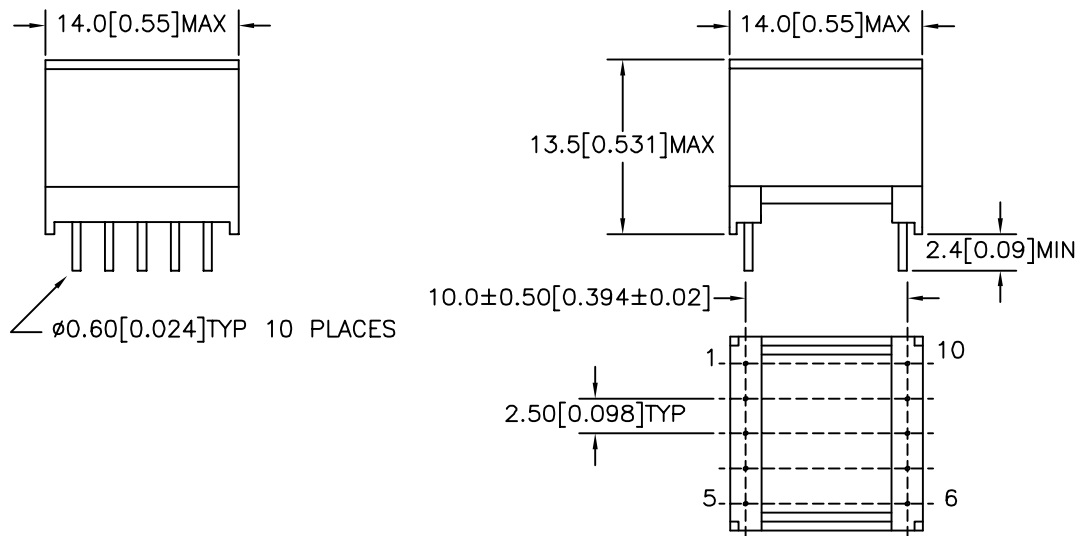
- A. Electrical Specifications (@ 25°C)
1. Primary (Line side) Impedance; 100Ω
 2. Secondary (IC side) Impedance; 100Ω
 3. Frequency Response; ±0.5dB @ 100KHz to 1.1MHz, 0dBm
 4. Insertion Loss; 1.0dB MAX @ 100KHz and 1.1MHz, 0dBm
 5. Longitudinal Balance; 40dB MIN @ 30KHz to 1.1MHz, 0dBm
 6. Primary Open Circuit Inductance; 440μH ±10% @ 10KHz, 0.1Vrms Measured (1-4) with 2 and 3 shorted
 7. Leakage Inductance; 10μH MAX @ 300KHz, 0.1Vrms Measured (1-4) with 2 & 3, 8 & 9 and 7 & 10 shorted
 8. Total Harmonic Distortion; -72dB MAX @ 10KHz
 9. DC Resistance; (1-4)=1.0Ω MAX, with 2 & 3 shorted (7-10)=1.0Ω MAX, with 8 & 9 shorted
 10. Turns Ratio; (1-4):(7-10)=1:1.00±2% 2 & 3, and 8 & 9 shorted
 11. Dielectric Strength; 1875Vrms 1 second @ Pri to Sec

- B. Marking; TTC-4051, TAMURA, date code and country of origin
 C. Safety; Complies with UL1950 3rd Edition and IEC950
 D. Schematic;



MODEL NUMBER
TTC-4051

E. Mechanical Specifications;



PREPARED BY:

D. Rund

ENGINEER:

L. Le

QUALITY CONTROL:

D. Kelley

APPROVED:

J. Coleman

DWG CONTROL NO.
 P-A1-12476
 ACAD\TTC\A1124761.DWG

REV
 PR1

ADSL
 TRANSFORMER

CONTENTS OF THIS DRAWING ARE
 SUBJECT TO CHANGE WITHOUT
 PRIOR NOTICE

TAMURA CORPORATION OF AMERICA
 43352 BUSINESS PARK DRIVE, TEMECULA, CA. 92590-6624
 (909) 699-1270 FAX 9096769482

TTC-4051

MODEL SPECIFICATION

DIM: mm(In) SCL: 2/1 SH: 1 OF 1

PROPRIETARY NOTICE: THIS DRAWING PRINT OR DOCUMENT AND SUBJECT MATTER DISCLOSED HEREIN ARE PROPRIETARY ITEMS TO WHICH TAMURA RETAINS THE EXCLUSIVE RIGHT OF DISSEMINATION, REPRODUCTION, MANUFACTURE AND SALE. THIS DRAWING, PRINT OR DOCUMENT IS SUBMITTED IN CONFIDENCE FOR CONSIDERATION BY THE RECIPIENT ALONE UNLESS PERMISSION FOR FURTHER DISCLOSURE IS EXPRESSLY GRANTED IN WRITING.