
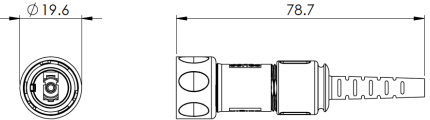

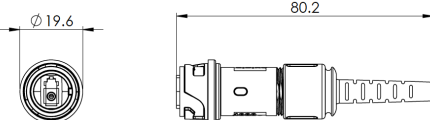

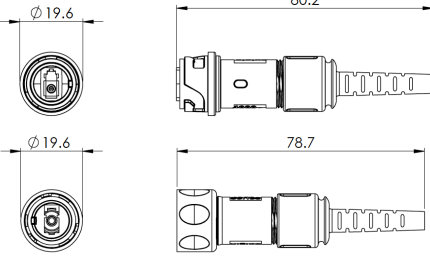

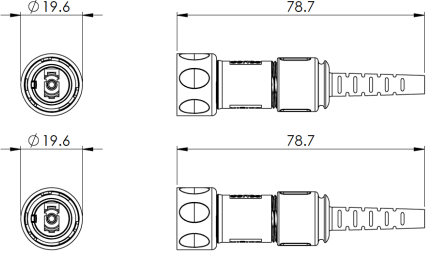

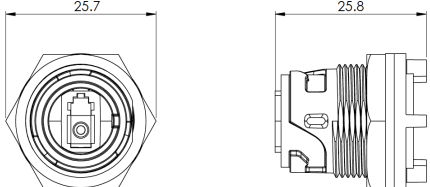




- Sealed to IP66 IP68 and IP69K when mated
- IP68 rating tested at 1.054kg/sq cm (15lb/sq in) 10m depth for 2 weeks
- Simplex LC-Type Interface
- Cabled Versions: 0S1, 0M1, 0M3
- Cable range from 5 to 450M
- Diameter over coupling ring 19.7mm
- Flex, Flex In-Line and Rear Panel
- Colour coded O-rings & washers for easy identification purposes
- Secure, proven locking system
- Flame Retardant moulding material - Polyamide UL94-V0
- Tamper proof construction
- Sealing caps available to maintain IP68 rating
- EN60068-2-52 Test Kb Salt Mist (Cyclic) Marine Severity Level 1

 <p>PXF4050XXX</p>	<ul style="list-style-type: none"> ○ Patchcords with IP68 connectors ○ Available in 5 - 450m lengths ○ Supplied with LC fiber plug ○ 0S1, 0M1 or 0M3 cable options ○ Termination options 	 <p>Technical drawing showing a circular connector with a diameter of $\phi 19.6$ and a length of 78.7.</p>
 <p>PXF4051XXX</p>	<ul style="list-style-type: none"> ○ Patchcords with IP68 connectors ○ Available in 5 - 450m lengths ○ Supplied with LC fiber plug ○ 0S1, 0M1 or 0M3 cable options ○ Termination options 	 <p>Technical drawing showing a circular connector with a diameter of $\phi 19.6$ and a length of 80.2.</p>
 <p>PXF4054XXX</p>	<ul style="list-style-type: none"> ○ Patchcords with IP68 connectors ○ Available in 5 - 450m lengths ○ Supplied with LC fiber plug ○ 0S1, 0M1 or 0M3 cable options ○ Termination options 	 <p>Technical drawing showing two circular connectors, both with a diameter of $\phi 19.6$. The top one has a length of 80.2, and the bottom one has a length of 78.7.</p>
 <p>PXF4055XXX</p>	<ul style="list-style-type: none"> ○ Patchcords with IP68 connectors ○ Available in 5 - 450m lengths ○ Supplied with LC fiber plug ○ 0S1, 0M1 or 0M3 cable options ○ Termination options 	 <p>Technical drawing showing two circular connectors, both with a diameter of $\phi 19.6$ and a length of 78.7.</p>
<p>Rear Panel Mounting Connector</p>  <p>PXF4053XXX</p>	<ul style="list-style-type: none"> ○ LC fiber adapter ○ Leaded with LC connector ○ Socket variant mates with PXF4050 type cables 	 <p>Technical drawing showing a hexagonal rear panel mounting connector with a width of 25.7 and a depth of 25.8.</p>

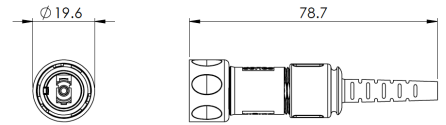
Part no.	Description
PXF4053	IP-Sealed LC Type, Rear Panel Mounted, LC Connector at Rear.

Flex Cable Connector



PXF4050

- Mates with Flex In-Line or Panel mounting versions PXF4051, PXF4053
- 30° turn locking ring
- Supplied without LC Connector

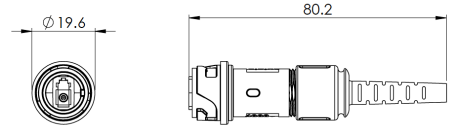


In-Line Flex Cable Connector



PXF4051

- Mates with Flex Cable connector PXF4050
- For In-Line connection
- Supplied without LC Connector

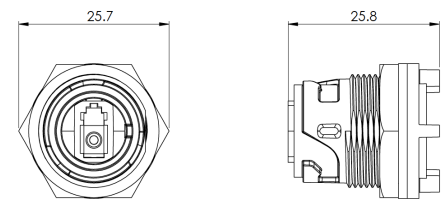


Rear Panel Mounting Connector



PXF4053

- Mates with Flex Cable connector PXF4050
- Rear Panel Mounting
- Single hole fixing
- Supplied without LC Connector



Accessories



- Sealing caps to maintain IP rating when connectors are not in use

Part no.	Description
PXP4081	Sealing cap for use with PXF4050's
PXP4082	Sealing cap for use with PXF4051
PXP4083	Sealing cap for use with PXF4053's

O-ring & washer pack



Part no.	Description
PXP4089/WH	White coloured O-ring and washer pack
PXP4089/RD	Red coloured O-ring and washer pack
PXP4089/BL	Blue coloured O-ring and washer pack
PXP4089/YL	Yellow coloured O-ring and washer pack
PXP4089/GN	Green coloured O-ring and washer pack

Cables & connectors

Mechanical

Sealing	IP69K, DIN40050-9 IP68, EN60529:1992+A2:2013 (10m depth for 2 weeks) IP66, EN60529:1992+A2:2013 1.0 - 1.1NM (91lb.in)
Panel Mount Nut	1.0 - 1.1NM (91lb.in)
Operating temperature	-25°C to +70°C
Salt Mist	EN60068-2-52 Test Kb Salt Mist (Cyclic) Marine Severity Level 1

Material:

Flex and panel types:	Polyamide
Body Mouldings:	UL94v-0
Flammability Rating:	To EN 500021:1999
UV Resistance:	

Optical

IEC 61753-1	
Max Insertion Loss	0.2db } single mode
AVG Insertion Loss	0.1db } single mode

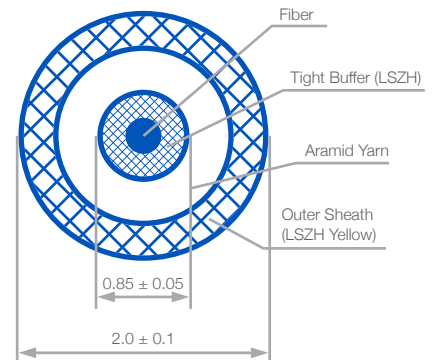
O Rings: Silicone

Panel Sealing O Ring: Silicone

RoHS Compliant

Fiber Specification - SECTION OSI

Item	Detail	Specification		
Fiber type	/	G.657A2 (OS1)		
	Wavelength	1310nm		
Mode field diameter	Range of nominal values	8.6µm -9.5µm		
	Tolerance	±0.4 µm		
Cladding diameter	Nominal	125.0µm		
	Tolerance	±0.7 µm		
Core concentricity error		≤0.5µm		
Cladding non-circularity		≤1%		
Coating diameter	Nominal	245µm		
	Tolerance	±10µm		
Coating-cladding concentricity error		≤12.5µm		
Cut-off wavelength		≤1260 nm		
Uncabled fiber macrobending loss	Radius(mm)	15	10	7.5
	Number of turns	10	1	1
	Max. at 1550nm(dB)	0.03	0.1	0.5
	Max. at 1625 nm (dB)	0.1	0.2	1.0
Min. proof stress		0.69 GPa		
Dynamic fatigue parameter		≥20		
	λ0min	1300 nm		
Chromatic dispersion coefficient	λ0max	1324 nm		
	S0max	0.092 ps/nm2 ×km		
Other parameters meet standard	ITU-T G.657			



Optical Cable Specification

Structure Parameter

Tight buffer	Material	LSZH
	Outer diameter	0.85mm±0.05mm
Strength member	Material	Aramid yarn
Outer sheath	Sheath material	LSZH
	Sheath color	Yellow(Pantone 136C) Chromatic aberration E: ≤4.0
	Min. sheath thickness	0.3mm
	Dimension	2.0mm±0.1mm

Transmission Performance

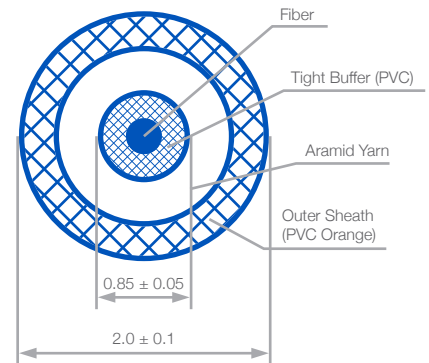
Attenuation coefficient	Wavelength 1310nm~1625nm	≤0.4 dB/km
	Maximum at 1383 nm ±3 nm	≤0.4 dB/km
	Wavelength 1550nm	≤0.3 dB/km
Macrobending loss	Radius(mm)	15 10 7.5
	Number of turns	10 1 1
	Max. at 1550 nm(dB)	0.03 0.1 0.5
	Max. at 1625 nm (dB)	0.1 0.2 1.0

Other performances

Min. bending radius of work	10mm
Other parameter meet standard	IEC60794-2-50, YD/T1258.2, ITU-T G.657

Fiber Specification - SECTION OMI

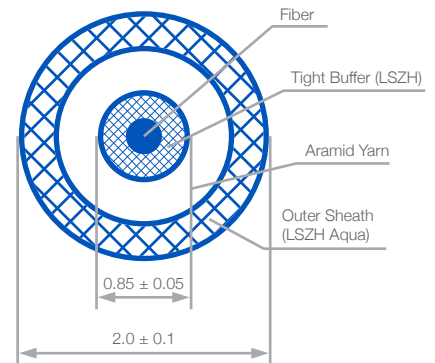
Item	Detail	Specification
Fiber type	/	62.5/125(A1b) (OM1)
Core diameter	Normal value	62.5 μm
	Tolerance	$\pm 3 \mu\text{m}$
Cladding diameter	Nominal	125.0 μm
	Tolerance	$\pm 2 \mu\text{m}$
Core-cladding concentricity error		$\leq 3 \mu\text{m}$
Cladding non-circularity		$\leq 2\%$
Core non-circularity		$\leq 6\%$
Primary coating diameter (uncoloured)	Nominal	245 μm
	Tolerance	$\pm 10 \mu\text{m}$
Primary coating-cladding concentricity error		$\leq 12.5 \mu\text{m}$
Uncabled fiber macrobending loss	Radius(mm)	37.5
	Number of turns	100
	At wavelengths 850 nm and 1300nm (dB)	0.5
Min. proof stress		0.69 GPa
Dynamic fatigue parameter		≥ 20
Minimum modal bandwidth- length Product for overfilled launch	Wavelength 850 nm	200 MHzkm
	Wavelength 1300 nm	500 MHzkm
Other parameters meet standard	IEC 60793-2-10	

**Optical Cable Specification**

Item	Specification
Structure Parameter	
Tight buffer	Material: PVC Outer diameter: 0.85mm \pm 0.05mm
Strength member	Material: Aramid yarn
Outer sheath	Sheath material: PVC Sheath color: Orange(Pantone 164C) Chromatic aberration E: ≤ 4.0 Min. sheath thickness: 0.3mm Dimension: 2.0mm \pm 0.1mm
Transmission Performance	
Attenuation coefficient	Wavelength 850m: ≤ 3.5 dB/km Wavelength 1300nm: ≤ 1.5 dB/km
Other performances	
Min. bending radius of work	30mm
Other parameter meet standard	IEC60794-2-50, YD/T1258.2

Fiber Specification - SECTION OM3

Item	Detail	Specification
Fiber type	/	50/125(OM3)
Core diameter	Normal value	50 μm
	Tolerance	$\pm 2.5 \mu\text{m}$
Cladding diameter	Nominal	125.0 μm
	Tolerance	$\pm 2 \mu\text{m}$
Core-cladding concentricity error		$\leq 3 \mu\text{m}$
Cladding non-circularity		$\leq 2\%$
Core non-circularity		$\leq 6\%$
Primary coating diameter (uncoloured)	Nominal	245 μm
	Tolerance	$\pm 10 \mu\text{m}$
Primary coating-cladding concentricity error		$\leq 12.5 \mu\text{m}$
Uncabled fiber macrobending loss	Radius(mm)	15 7.5
	Number of turns	2 2
	Max. at 850 nm (dB)	0.1 0.2
	Max. at 1300 nm (dB)	0.3 0.5
Min. mode bandwidth	Overfilled launch bandwidth at 850nm	1500 MHz. km
	Overfilled launch bandwidth at 1300nm	500 MHz. km
	Effective laser launch bandwidth at 850nm	2000 MHz. km
Min. proof stress		0.69 GPa
	Dynamic fatigue parameter	≤ 20
Chromatic dispersion coefficient	$\lambda_{0\text{min}}$	1295 nm
	$\lambda_{0\text{max}}$	1340 nm
Other parameters meet standard	$S_{0\text{max}}$ (from 1295nm $\leq \lambda_0 \leq$ 1310nm)	0.105 ps/nm ² × km
	$S_{0\text{max}}$ (from 1310nm $\leq \lambda_0 \leq$ 1340nm)	0.000375(1590- λ_0) ps/nm ² × km

**Optical Cable Specification**

Item	Specification
Structure Parameter	
Tight buffer	Material: LSZH
Strength member	Outer diameter: 0.85mm \pm 0.05mm
	Material: Aramid yarn
Outer sheath	Sheath material: LSZH
	Sheath color: Aqua (Pantone 3248C) Chromatic aberration E: ≤ 4.0
	Min. sheath thickness: 0.3mm
	Dimension: 2.0mm \pm 0.1mm
Transmission Performance	
Attenuation coefficient	Wavelength 850nm: ≤ 3.5 dB/km
	Wavelength 1300nm: ≤ 1.5 dB/km
Macrobending loss	Radius (mm): 15 7.5
	Number of turns: 2 2
	Max. at 850 nm (dB): 0.1 0.2
	Max. at 1300 nm (dB): 0.3 0.5
Other performances	
Min. bending radius of work	10mm
Other parameter meet standard	IEC60794-2-50, YD/T1258.2



PXF405 xx	X	XX
<p>Body Styles</p> <p>PXF4050 PXF4051 PXF4053 PXF4054 PXF4055</p>	<p>Cable Type</p> <p>Blank = No cable A = OS1 (Singlemode) B = OM1 (Multimode) C = OM3 (Multimode)</p>	<p>Contact Type</p> <p>Blank = No cable AA = 1 (1M on chassis version only PXF4053) AA = 5 AB = 10 AC = 25 AD = 50 AE = 100 AF = 150 AG = 200 AH = 300 AJ = 450</p>

Examples:

PXF4050 = Flex connector, no cable

PXF4050AAA = Flex connector, OS1 single mode cable, 5 metre length to LC type connector

PXF4053BAA = Panel mount connector, OM1 multi mode cable, 1 metre length to LC type connector