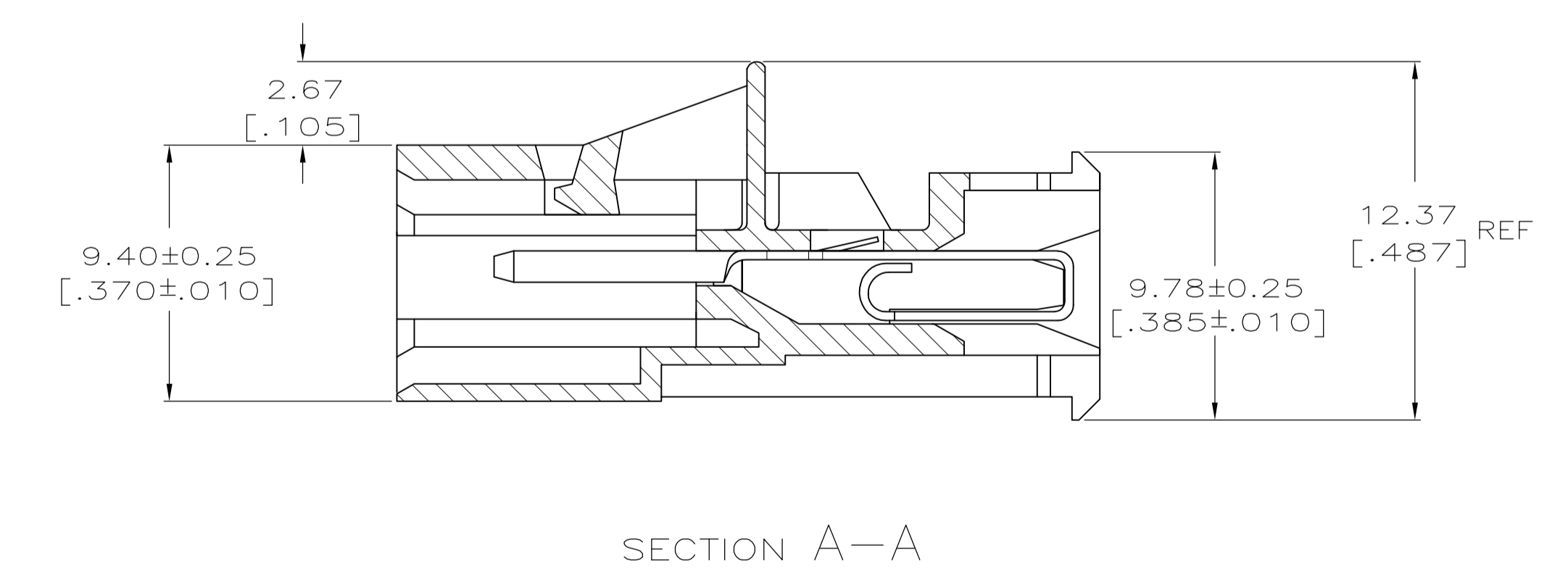
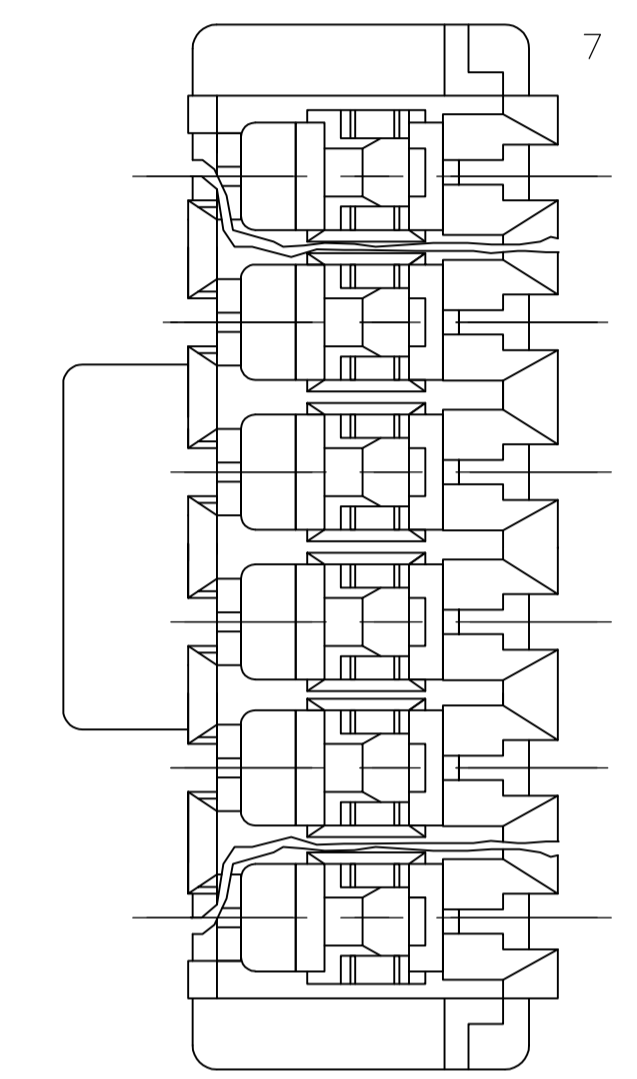
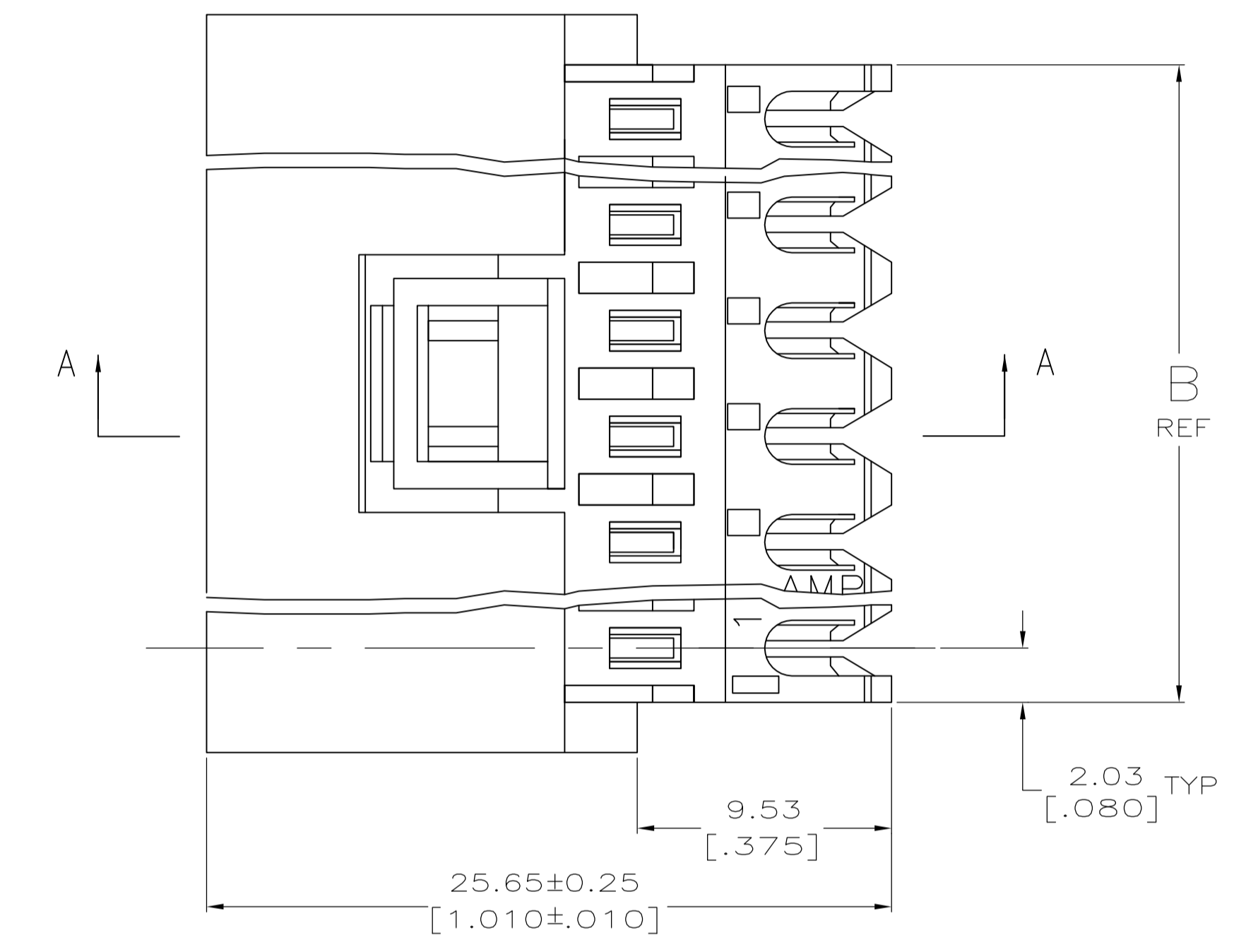
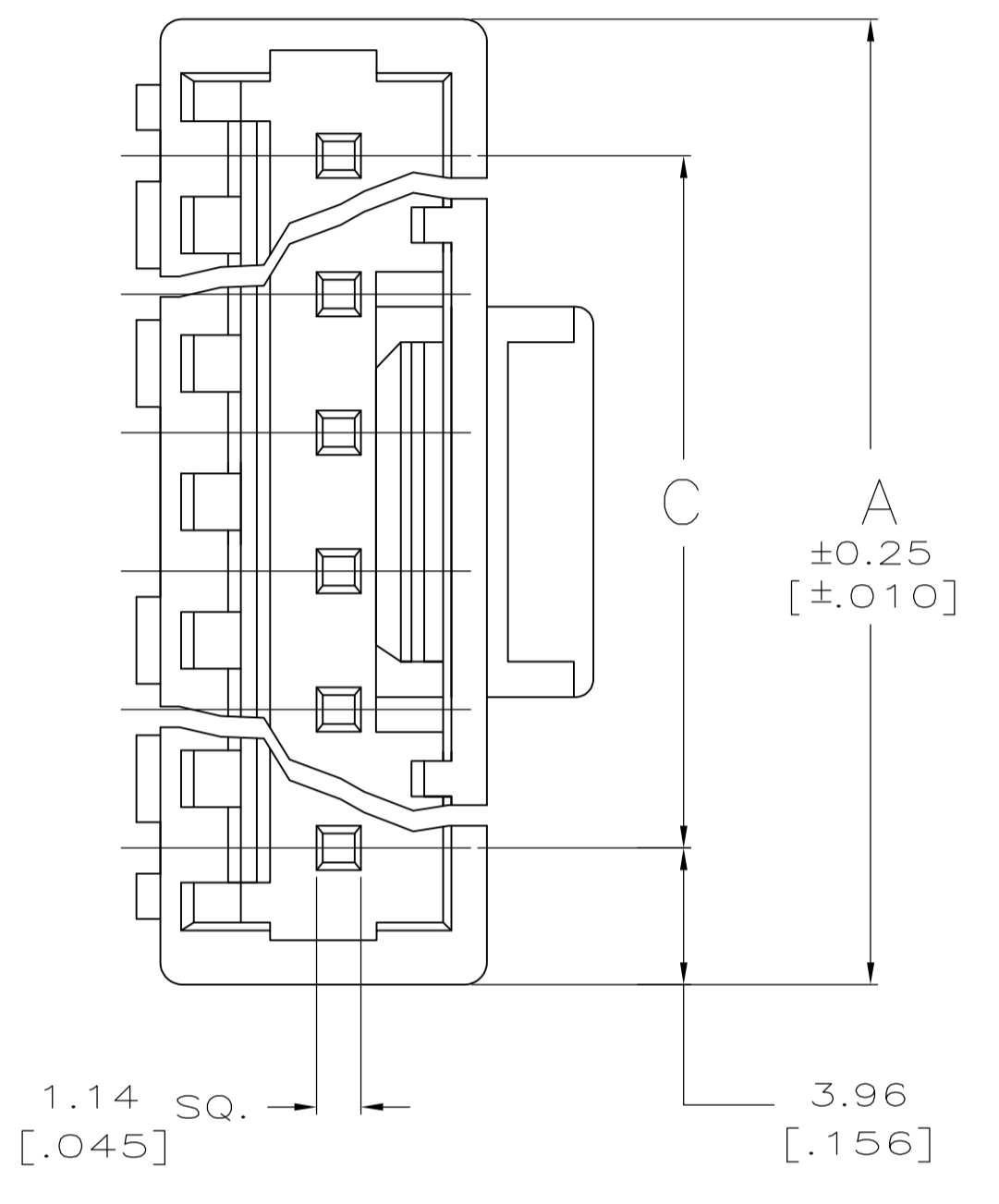


LOC		DIST		REVISIONS			
CM	0	REV	DATE	BY	CHK	APPV	
G	REVISED PER ECO-12-007612	03AUG12		KH		SM	

- MATERIAL: CONNECTOR- NYLON UL94V-2.
CONTACTS- 0.30 [.012] THK COPPER ALLOY
(BRIGHT TIN-LEAD 0.00203 [.000080] MIN THK).
(MATTE TIN 0.00203 [.000080] MIN THK).
- CONTACTS ACCEPT #22 AWG SOLID, FUSED STRANDED OR STRANDED (7 STRANDS) WIRE WITH 2.41 [.095] MAX INSULATION DIA.
- BOW, IN ANY DIRECTION, NOT TO EXCEED 0.15 [.006] PER IN.
- HOUSING FEATURES: FEED-THRU.
- DIMENSIONS IN BRACKETS ARE IN INCHES.
- △ OBSOLETE PARTS: OBSOLETE CIS STREAMLINING PER D.RENAUD/D.SINISI
- RED COLOR STRIPE ON HOUSING (NOT SHOWN) MAY RUN DOWN BETWEEN RIBS.



FINISH	C	B	A	NO. OF CIRCUITS	PART NO.
TIN	91.14 [3.588]	95.20 [3.748]	99.06 [3.900]	24	5-641524-4
	55.47 [2.184]	59.54 [2.344]	63.40 [2.496]	15	4-641524-5
	43.59 [1.716]	47.65 [1.876]	51.51 [2.028]	12	4-641524-2
	31.70 [1.248]	35.76 [1.408]	39.62 [1.560]	9	3-641524-9
	19.81 [.780]	23.88 [.940]	27.74 [1.092]	6	3-641524-6
	11.89 [.468]	15.95 [.628]	19.81 [.780]	4	3-641524-4
	7.92 [.312]	11.99 [.472]	15.85 [.624]	3	3-641524-3
	3.96 [.156]	8.03 [.316]	11.89 [.468]	2	3-641524-2
△ SUPERCEDED	91.14 [3.588]	95.20 [3.748]	99.06 [3.900]	24	2-641524-4
△ SUPERCEDED	55.47 [2.184]	59.54 [2.344]	63.40 [2.496]	15	1-641524-5
△ SUPERCEDED	43.59 [1.716]	47.65 [1.876]	51.51 [2.028]	12	1-641524-2
△ SUPERCEDED	31.70 [1.248]	35.76 [1.408]	39.62 [1.560]	9	641524-9
△ SUPERCEDED	19.81 [.780]	23.88 [.940]	27.74 [1.092]	6	641524-6
	11.89 [.468]	15.95 [.628]	19.81 [.780]	4	641524-4
	7.92 [.312]	11.99 [.472]	15.85 [.624]	3	641524-3
△ SUPERCEDED	3.96 [.156]	8.03 [.316]	11.89 [.468]	2	641524-2

THIS DRAWING IS A CONTROLLED DOCUMENT.

DIMENSIONS: mm [INCHES]	TOLERANCES UNLESS OTHERWISE SPECIFIED:	DIN J. HUFFMAN 6-26-95	STE TE Connectivity
0 PLC ± -	1 PLC ± -	CHK R. SWING 6-26-95	NAME MTA-156
2 PLC ± 0.13 [.005]	3 PLC ± -	APVD -	PRODUCT SPEC POSTED CONNECTOR ASSEMBLY, 22 AWG
4 PLC ± -	ANGLES ± -		APPLICATION SPEC
MATERIAL SEE NOTE 1	FINISH SEE NOTE 1	WEIGHT -	SIZE CAGE CODE DRAWING NO. RESTRICTED TO
			A1 00779 C=641524
		CUSTOMER DRAWING	SCALE 5:1 SHEET 1 OF 1 REV G