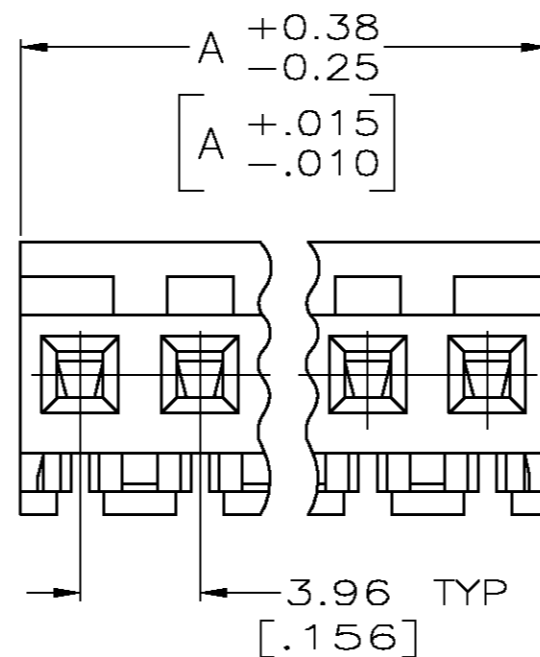
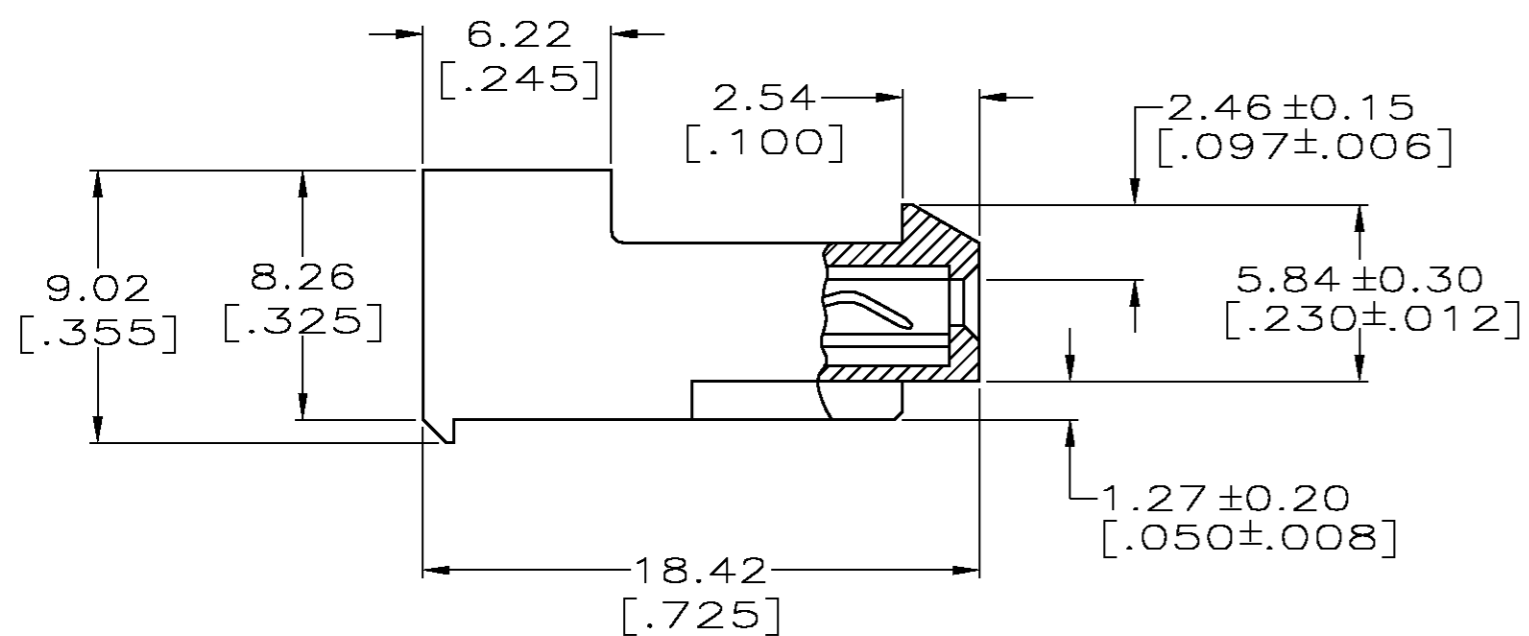
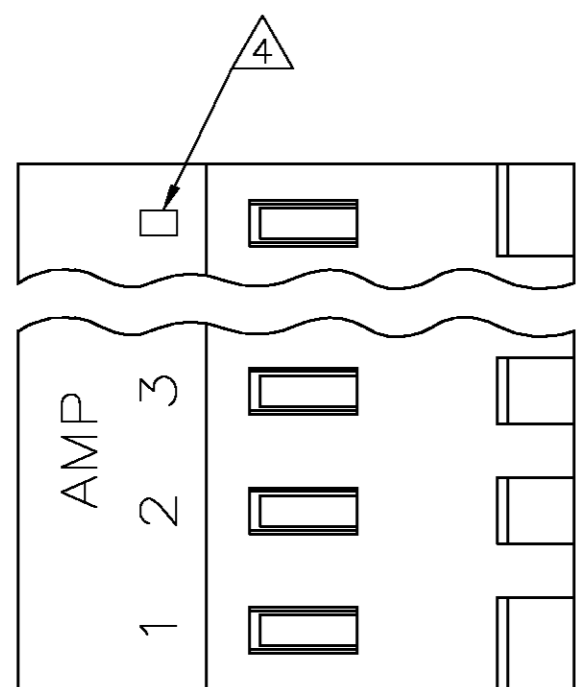


THIS DRAWING IS UNPUBLISHED. RELEASED FOR PUBLICATION
 © COPYRIGHT BY TYCO ELECTRONICS CORPORATION. ALL RIGHTS RESERVED.

LOC	DIST	REVISIONS					
CM	00	P	LTR	DESCRIPTION	DATE	DWN	APVD
		N		REV PER ECN 0G3B-0349-03	08JUL03	SC	DB



1 MATERIAL: CONNECTOR - NYLON UL94-V2 (RED)
 CONTACTS - 0.30[.012] THICK COPPER ALLOY
 (BRIGHT TIN-LEAD 0.00203[.000080] MIN. THICK
 FOR CONTACTS 640428-2 THRU 2-640428-4).
 (BRIGHT TIN PLATE 0.00305[.000120] MIN. THICK
 FOR CONTACTS 3-640428-2 THRU 5-640428-4).

- 2. CONTACTS ACCEPT 22 AWG WIRE WITH 2.41[.095] MAX INSULATION DIAMETER.
- 3. CONTACTS MUST ACCEPT 1.14±0.03[.045] POST AND REMAIN LOCKED IN POSITION.
- 4 IDENTIFICATION NUMBER FOR LAST CIRCUIT MAY NOT APPEAR ON ALL ASSEMBLIES.
- 5. DIMENSIONS IN BRACKETS ARE IN INCHES.
- 6. HOUSING FEATURES ARE: CLOSED END WITH LOCKING RAMP.

YES	95.10	[3.744]	24	5-640428-4
YES	91.13	[3.588]	23	5-640428-3
YES	87.17	[3.432]	22	5-640428-2
YES	83.21	[3.276]	21	5-640428-1
YES	79.25	[3.120]	20	5-640428-0
YES	75.29	[2.964]	19	4-640428-9
YES	71.32	[2.808]	18	4-640428-8
YES	67.36	[2.652]	17	4-640428-7
YES	63.40	[2.496]	16	4-640428-6
YES	59.44	[2.340]	15	4-640428-5
YES	55.47	[2.184]	14	4-640428-4
YES	51.51	[2.028]	13	4-640428-3
YES	47.55	[1.872]	12	4-640428-2
YES	43.59	[1.716]	11	4-640428-1
YES	39.62	[1.560]	10	4-640428-0
YES	35.66	[1.404]	9	3-640428-9
YES	31.70	[1.248]	8	3-640428-8
YES	27.74	[1.092]	7	3-640428-7
YES	23.77	[.936]	6	3-640428-6
YES	19.81	[.780]	5	3-640428-5
YES	15.85	[.624]	4	3-640428-4
YES	11.89	[.468]	3	3-640428-3
YES	7.92	[.312]	2	3-640428-2
NO	95.10	[3.744]	24	2-640428-4
NO	91.13	[3.588]	23	2-640428-3
NO	87.17	[3.432]	22	2-640428-2
NO	83.21	[3.276]	21	2-640428-1
NO	79.25	[3.120]	20	2-640428-0
NO	75.29	[2.964]	19	1-640428-9
NO	71.32	[2.808]	18	1-640428-8
NO	67.36	[2.652]	17	1-640428-7
NO	63.40	[2.496]	16	1-640428-6
NO	59.44	[2.340]	15	1-640428-5
NO	55.47	[2.184]	14	1-640428-4
NO	51.51	[2.028]	13	1-640428-3
NO	47.55	[1.872]	12	1-640428-2
NO	43.59	[1.716]	11	1-640428-1
NO	39.62	[1.560]	10	1-640428-0
NO	35.66	[1.404]	9	640428-9
NO	31.70	[1.248]	8	640428-8
NO	27.74	[1.092]	7	640428-7
NO	23.77	[.936]	6	640428-6
NO	19.81	[.780]	5	640428-5
NO	15.85	[.624]	4	640428-4
NO	11.89	[.468]	3	640428-3
NO	7.92	[.312]	2	640428-2
LEADFREE	DIM A	NO. OF CIRCUITS	PART NO.	

THIS DRAWING IS A CONTROLLED DOCUMENT.		DWN S. CARPENTER 08JUL2003	Tyco Electronics Corporation Harrisburg, PA 17105	
DIMENSIONS: INCHES		CHK D. BOSSI 08JUL2003	NAME MTA 156 CONNECTOR ASSEMBLY, 22 AWG, STANDARD	
TOLERANCES UNLESS OTHERWISE SPECIFIED: 0 PLC ± 1 PLC ± 2 PLC ± 3 PLC ± 0.13 [.005] 4 PLC ± ANGLES ± FINISH 1		APVD D. BOSSI 08JUL2003	PRODUCT SPEC 108-1051	
MATERIAL 1		APPLICATION SPEC 114-1020	SIZE A2	CAGE CODE 00779
METRIC		WEIGHT	DRAWING NO C=640428	RESTRICTED TO -
CUSTOMER DRAWING		SCALE 4:1	SHEET 1 OF 1	REV N

A/C BUSINESS GROUP 3323 177-34 NICK GANNON