

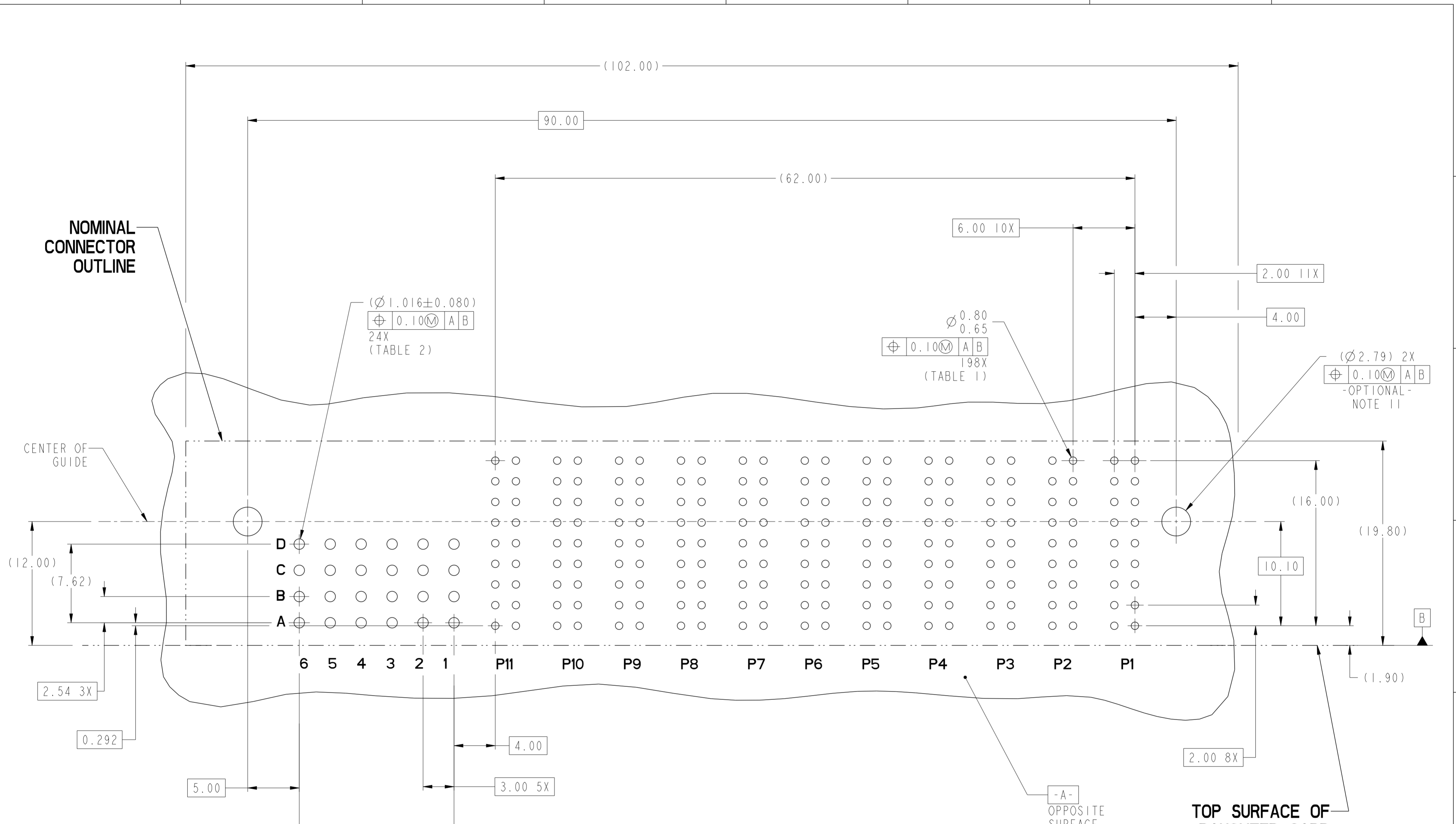
Copyright FCI.
FCI

spec ref	*	dr	NotFound DuWa	2010/04/28	projection	MM	size	A2	scale	3:1
tolerance std	-	eng	De-Ming Lu	2014/12/28			ecn no	ELX-DG-19849-1	rel level	Released
ASME Y14.5	TOLERANCES UNLESS OTHERWISE SPECIFIED	chr	-							
surface	✓	appr	Pei-Ming Zheng	2014/12/29						
ASME Y14.5	linear	0.X	±0.5		VERT RECP ASSY 11DC+24S HCI POWER CONNECTOR	dwg no 10082093	rev C	Product - Customer Drw		sheet 1 of 4
	angular	0°	±2°					cat. no.	-	
								www.fci.com		

PDS: Rev :C

STATUS:Released

Printed: Dec 30, 2014



**RECOMMENDED PCB LAYOUT
COMPONENT SIDE**

NOTE 6

dr	Not Found DuWa	2010/04/28	projection	MM	size	A2	scale	4:1
eng	De-Ming Lu	2014/12/28			ecn no	ELX-DG-19849-1	rel level	Released
chr	-	-						
appr	Pei-Ming Zheng	2014/12/29	product family	-	rel level	Released		
		title VERT RECP ASSY 11DC+24S HCI POWER CONNECTOR			dwg no 10082093	rev C		
www.fci.com		cat. no.		Product - Customer Drw		sheet 2 of 4		

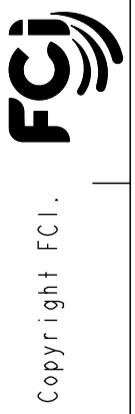
Copyright FCI.

A
B
C
D
E
F

A
B
C
D
E
F

TOP LAYER DESCRIPTION	TABLE 1 (HCI POWER) PLATED THROUGH-HOLE REQUIREMENTS							
	DRILLED HOLE DIAMETER	COPPER THICKNESS	TIN-LEAD THICKNESS	NICKEL THICKNESS	GOLD THICKNESS	TIN THICKNESS	SILVER THICKNESS	FINISHED HOLE DIAMETER
TIN-LEAD	0.81-0.86 (0.85 DRILL)	0.025 - 0.050	0.005 - 0.015	--	--	--	--	0.65 - 0.80
IMMERSION TIN	0.81-0.86 (0.85 DRILL)	0.025 - 0.050	--	--	--	0.9 - 1.5um	--	0.70 - 0.80
IMMERSION SILVER	0.81-0.86 (0.85 DRILL)	0.025 - 0.050	--	--	--	--	0.15 - 0.65um	0.70 - 0.80
COPPER (SEE NOTE 9)	0.81-0.86 (0.85 DRILL)	0.025 - 0.050	--	--	--	--	--	0.70 - 0.80
GOLD	0.81-0.86 (0.85 DRILL)	0.025 - 0.050	--	0.003 - 0.007	FLASH UP TO 0.0002	--	--	0.69 - 0.80

TOP LAYER DESCRIPTION	TABLE 2 (HPC SIGNALS) PLATED THROUGH-HOLE REQUIREMENTS							
	DRILLED HOLE DIAMETER	COPPER THICKNESS	TIN-LEAD THICKNESS	NICKEL THICKNESS	GOLD THICKNESS	TIN THICKNESS	SILVER THICKNESS	FINISHED HOLE DIAMETER
TIN-LEAD	1.125-1.175 ($\varnothing .0453 \pm .0010$)	0.025-0.050	0.005-0.015	--	--	--	--	0.94 - 1.10 ($\varnothing .040 \pm .003$)
IMMERSION TIN			--	--	--	--	--	
IMMERSION SILVER			--	--	--	--	--	
COPPER (SEE NOTE 9)			--	--	--	--	--	
GOLD			--	--	--	--	--	



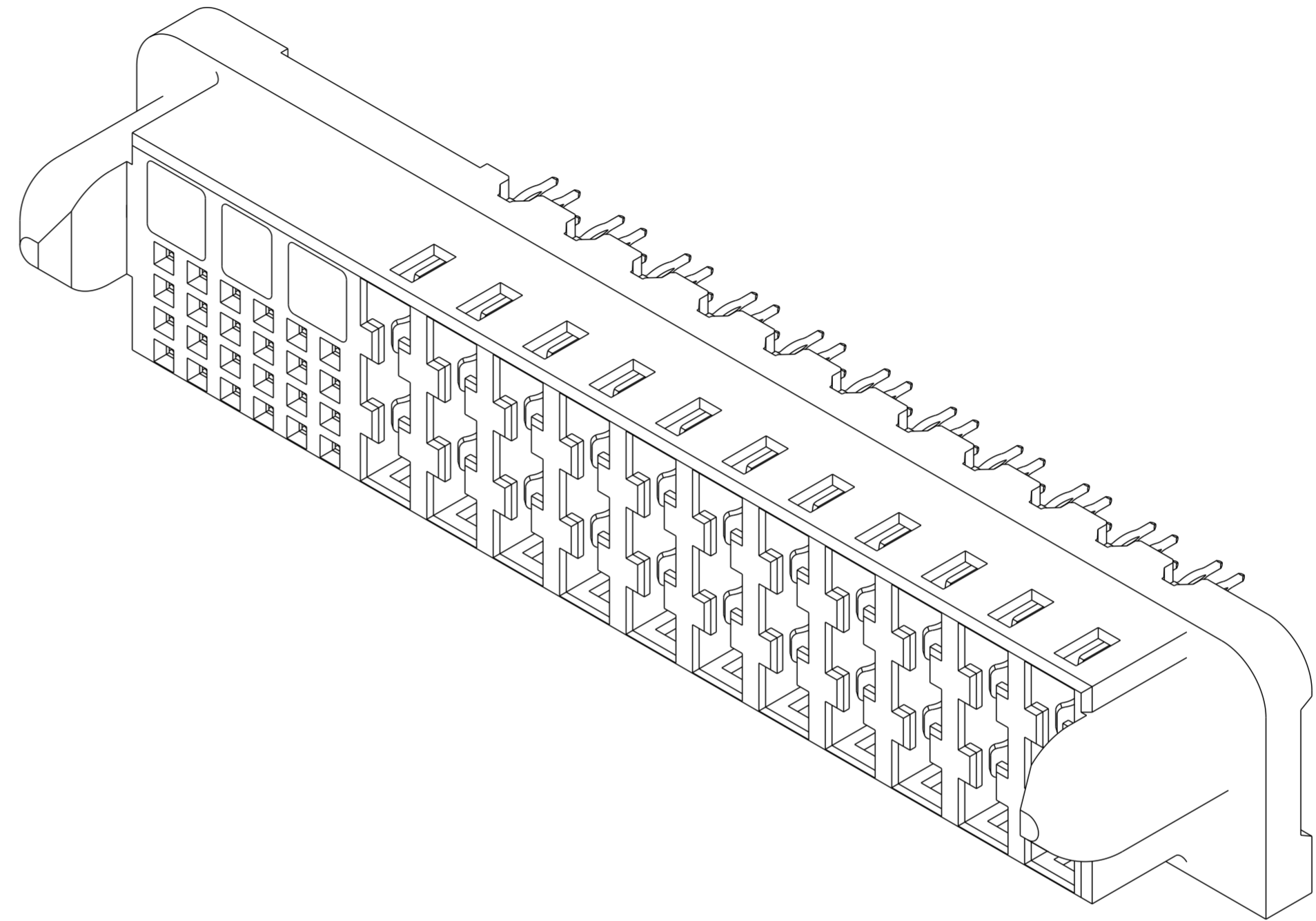
Copyright FCI.

dr	Not Found DuWa	2010/04/28	projection	MM	size	A2	scale	1:1
eng	De-Ming Lu	2014/12/28		←→	ecn no	ELX-DG-19849-1		
chr	-	-			rel level	Released		
appr	Pei-Ming Zheng	2014/12/29	product family	-	cat. no.	10082093	rev	C
www.fci.com		VERT RECP ASSY IIDC+24S HCI POWER CONNECTOR		Product - Customer Drw		sheet 3 of 4		

PART NUMBER	M2.5 SCREW NOTE 11	TAIL PLATING	TAIL TYPE
10082093-001	OPTIONAL	SnPb	PRESS-FIT
10082093-001LF	OPTIONAL	Sn	PRESS-FIT

NOTES:

1. CONNECTOR MATERIALS:
HOUSING: HIGH TEMPERATURE THERMOPLASTIC, BLACK
UL 94V-0 COMPLIANT
CONTACTS: HIGH PERFORMANCE COPPER ALLOY
2. CONTACT FINISH (ref GS-12-380 SECTION 5.2)
3. PRODUCT SPECIFICATION: GS-12-380.
4. APPLICATION SPECIFICATION: GS-20-070.
5. PRODUCT MARKING (PRODUCT NUMBER & DATE CODE) ON HOUSING IN AREA SHOWN.
6. MINIMUM NOMINAL PCB THICKNESS: 1.6mm
7. PACKAGING MEETS FCI SPECIFICATION GS-14-1073.
8. HOUSING COMPONENT WILL WITHSTAND EXPOSURE TO 260°C
PEAK TEMPERATURE FOR 60 SECONDS IN A CONVECTION, INFRA-RED,
OR VAPOR PHASE REFLOW OVEN.
9. COPPER PLATING THICKNESS IN CENTER OF VIA-HOLE CAN BE
NO MORE THAN 0.003 LESS THAN OTHER AREAS.
10. ALL HOLE SIZES ARE FINISHED HOLE SIZES.
11. RECOMMENDED RETENTION TO PCB:
Ø0.110[2.79] THRU HOLE (UNPLATED) FOR M2.5 SELF THREADING SCREW, MAX
HEAD Ø0.177[4.50].
RECOMMENDED SCREW LENGTH 0.276[7.00] + PCB THICKNESS.
RECOMMENDED SCREW SEATING TO PCB TORQUE: 2-5 lbf-in (2300-5760 gf-cm).



dr	Not Found DuWa	2010/04/28	projection	MM	size	A2	scale	3:1
eng	De-Ming Lu	2014/12/28			ecn no	ELX-DG-19849-1		
chr	-	-			rel level	Released		
appr	Pei-Ming Zheng	2014/12/29	product family	-	dwg no	10082093		rev
www.fci.com			title		VERT RECP ASSY 11DC+24S		C	
cat. no.			-		Product - Customer Drw		sheet 4 of 4	