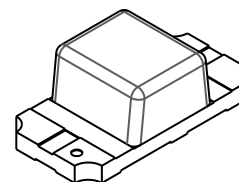


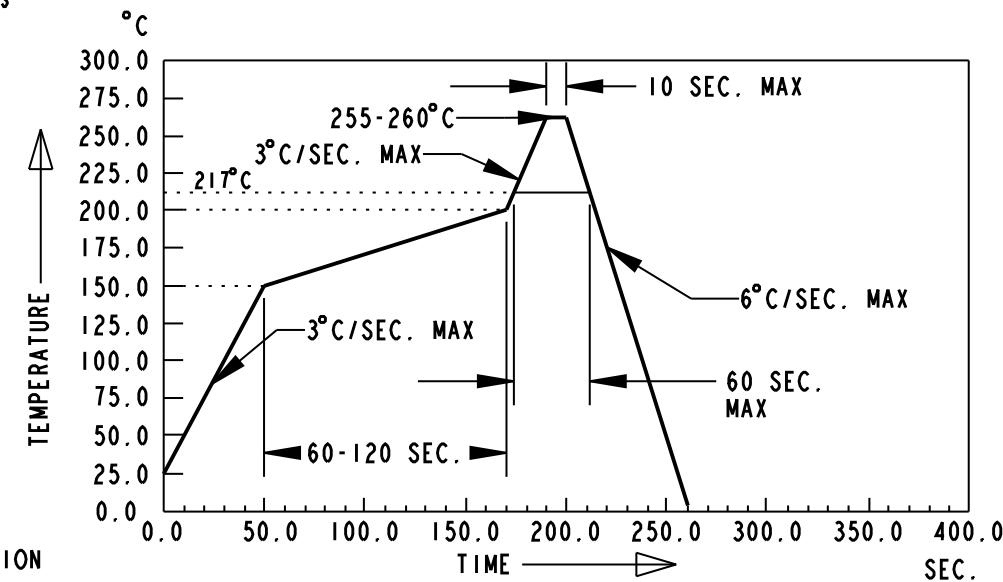
REV	ECN NO	REVISIONS	DRN	CKD	APP	DATE
A		NEW RELEASE	AJF	KLJ	NO	1-3-11

RoHS COMPLIANT 597-7783-60XF

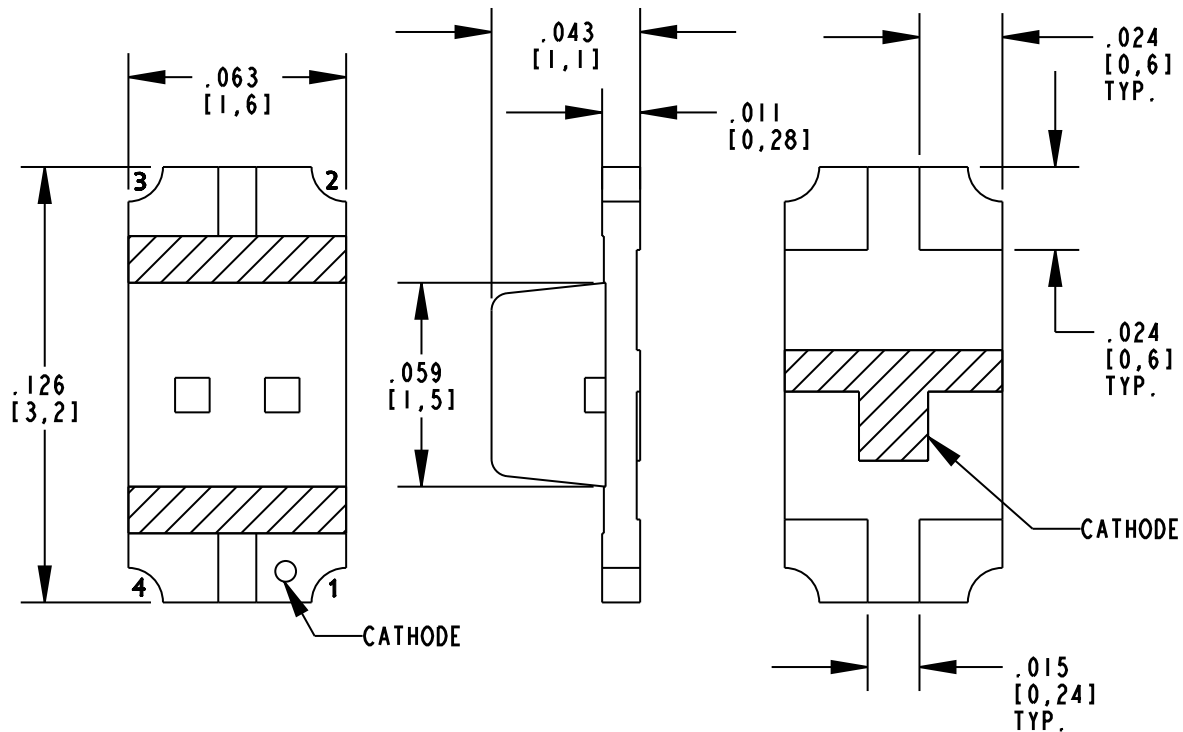
Part Numbers with the "F" suffix ending are RoHS Compliant.
 For example: 597-7783-602F
 Reel and bag packaging are marked with "RoHS Compliant" label or equivalent markings. These parts can be used with RoHS reflow profile. Parts can be wave soldered, dip soldered or hand soldered using typical lead-free soldering process with max 260°C temp. for 5 sec.



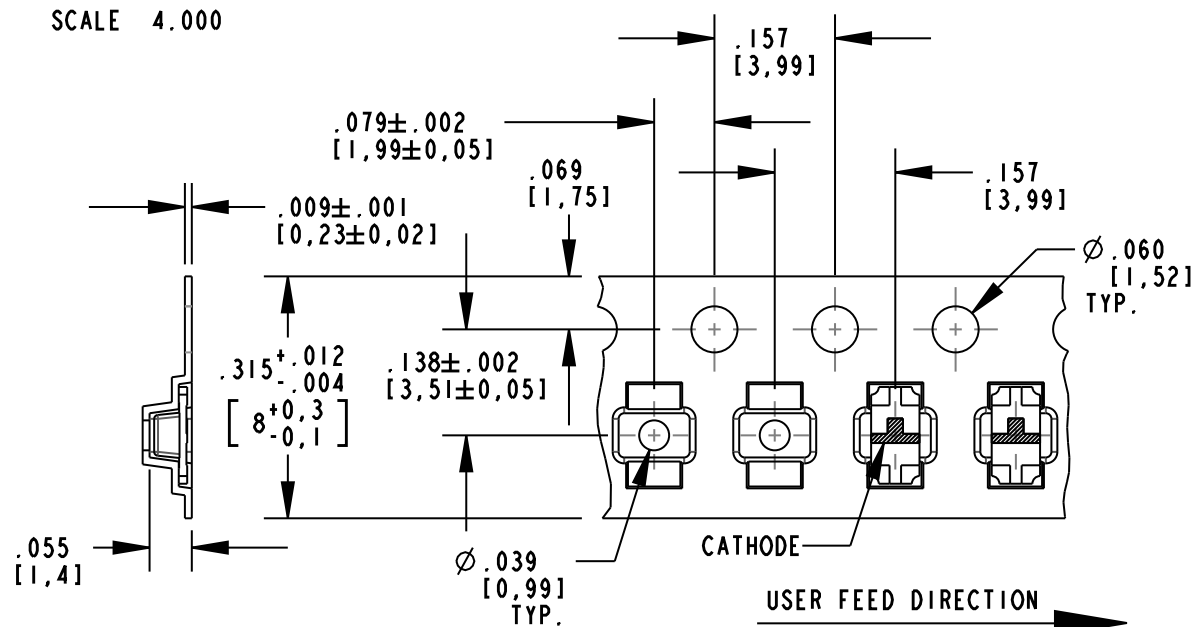
SCALE 10.000



RECOMMENDED RoHS SOLDER PROFILE

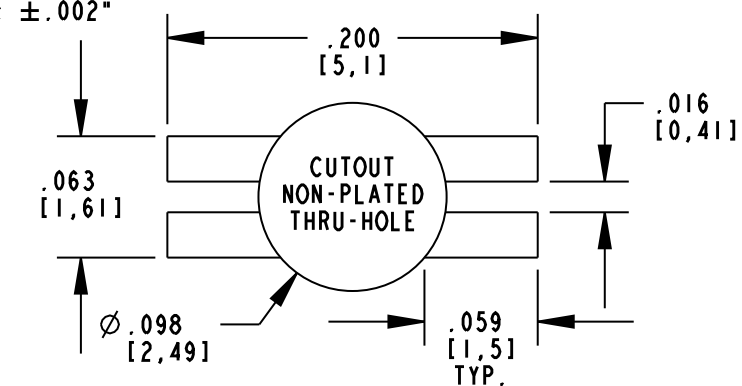


SCALE 4.000



TAPING SPECIFICATIONS

SCALE 10.000
TOLERANCES: ±.002"



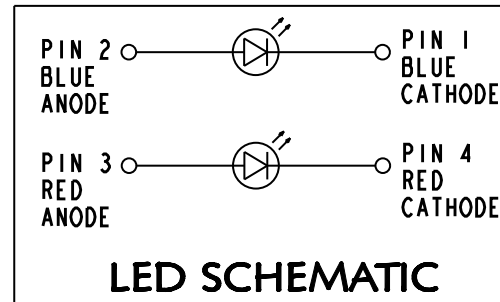
RECOMMENDED SOLDER PAD LAYOUT

NOTES:

- DIALIGHT PART NUMBERS: 597-7783-602F & 597-7783-607F.
- ...602F SUFFIX MEANS 20 PCS ON A SAMPLE STRIP.
...607F SUFFIX MEANS PARTS PACKAGED ON 7" DIA. REEL, 3,000 PCS/REEL, ACCORDING TO EIA STD 481-1-A SPECIFICATION (CATHODE TOWARDS SPROCKET).
- LED COLORS: InGaN BLUE
AlInGaP RED
- LED HAS A MOISTURE SENSITIVITY LEVEL OF 3.
- TAPE AND REEL PRODUCTS MAY REQUIRE RE-TAPING AFTER 12 MONTHS.
- PIN NUMBERS ARE FOR REFERENCE ONLY, DESIGNATION NON-EXISTENT ON PART.
- THIS ASSEMBLY CONTAINS ELECTROSTATIC DISCHARGE SENSITIVE DEVICES (ESDS). MAINTAIN ALL PRECAUTIONARY MEASURES DURING ASSEMBLY, HANDLING AND STORAGE IN ACCORDANCE WITH IPC-A-610.

OPERATING CHARACTERISTICS AT 25°C AMBIENT						
LED CHARACTERISTICS	COLOR	MIN.	TYP.	MAX.	UNITS	TEST CONDITIONS
LUMINOUS INTENSITY	BLUE	28	45	180	mcd	I _f = 20 mA
	RED	28	45	112		
PEAK WAVELENGTH	BLUE		468		nm	
	RED		639			
DOMINANT WAVELENGTH	BLUE		470		nm	
	RED		631			
FORWARD VOLTAGE	BLUE		3.3	3.8	V	I _f = 20 mA
	RED		2.0	2.4		
REVERSE CURRENT	ALL			10	μA	V _r = 5 V
VIEWING ANGLE	ALL		130		DEGREE	

ABSOLUTE MAXIMUM RATINGS AT 25°C AMBIENT			
	BLUE	RED	UNITS
POWER DISSIPATION	76	75	mW
PEAK FORWARD CURRENT (1/10 DUTY CYCLE, 0.1ms PULSE WIDTH)	100	80	mA
CONTINUOUS FORWARD CURRENT	20	30	mA
LINEAR DERATING FROM 25°C	0.27	0.4	mA/°C
REVERSE VOLTAGE (CAN NOT BE CONTINUOUSLY OPERATED)	5		V
REFLOW SOLDERING TEMPERATURE FOR 10 SEC.	260		°C
OPERATING TEMPERATURE	-20 TO +80		°C
STORAGE TEMPERATURE	-30 TO +100		°C



LED SCHEMATIC



ATTENTION:
OBSERVE PRECAUTIONS FOR
HANDLING ELECTROSTATIC
SENSITIVE DEVICES

THIS DRAWING AND THE CONTENTS HEREIN ARE CONFIDENTIAL AND THE SOLE PROPERTY OF DIALIGHT. REPRODUCTION OF THIS DRAWING OR CONSTRUCTION OF ANY PARTS WITHIN THIS DRAWING ARE FORBIDDEN WITHOUT THE WRITTEN CONSENT OF DIALIGHT.		
SCALE: 18.000	DRAWING NUMBER	REV
ALL DIM'S IN: INCHES (MM)	C-17898	A
TOLERANCES: UNLESS OTHERWISE SPECIFIED	TITLE RED/BLUE BI-COLOR SMT LED REVERSE MOUNT	
FRACTIONS: ±1/64 DECIMALS (.XX): ±.01 DECIMALS (.XXX): ±.004	MATERIAL	
ANGLES: ±1°	FINISH:	
FSCM 83330	Dialight 1501 ROUTE 34 SOUTH FARMINGDALE, NJ 07727	
SHEET 1 OF 1		FAMILY TABLE: