

Electromechanical hour counters

→ Hour counters 48 X 48 - CHM48

- AC: capacity 100.000 hrs (99.999.99 hrs)
- DC: capacity 1.000.000 hrs (999.999.99 hrs)
- Operation indicator
- Panel mounted
- DIN rail mounted with connector base (accessory part number: 26546845)
- IP52
- Highly resistant to shocks and impacts
- Excellent visibility due to the large digit size



Part numbers

Type	Operating frequency (Hz)	Voltages	Code
CHM48	50	20 → 30 V~	99772710
	50	42 → 48 V~	99772711
	50	100 → 130 V~	99772712
	50	360 → 440 V~	99772713
	50	187 → 264 V~	99772714
	60	100 → 130 V~	99772715
	60	187 → 264 V~	99772716
	60	360 → 440 V~	99772717
	60	20 → 30 V~	99772718
	60	42 → 48 V~	99772719
	---	10 → 30 V---	99772810
	---	36 → 80 V---	99772811
	---	100 → 130 V---	99772812

Accessories

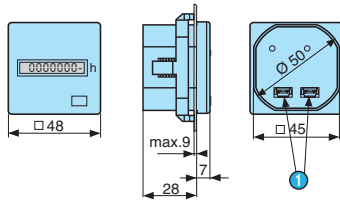
Description	Code
Adaptor for 72 x 72 mm cut-out	26546842
Adaptor for 55 x 55 mm cut-out	26546846
DIN rail adaptor	26546845

General characteristics

General characteristics	
Counting capacity	V~ : 99 999.99 V--- : 999.999.99
Reset to zero	Not included
Read accuracy	1/100 h
Height digits (mm)	4
Colour of hour numbers	White on a black background
Colour of decimal digits	Red on a black background
Accuracy	V~ : frequency + 30 ms V--- : < 0.003% (24 hrs)
Counting input mode	Addition
Operation indicator	V~ : rotating red lines V--- : 1/100 hr 1 digit in 36 s
Degree of protection front face	IP52
Mounting	Any
Temperature limits use (°C)	-15 → +50
Temperature limits stored (°C)	-40 → +80
Certifications	UL (pending)
Connections (panel mounted version)	Screw terminals - 6.35 mm Faston connectors
Connections (DIN rail mounted version)	Screw terminals with accessory 26 546 845
Connection capacity	2.5 mm ²
Consumption	V--- : 10 → 30 approx. 500 mW/100 → 130 approx. 750 mW/ V~ 50 Hz: 20 → 30 approx. 0.3 VA/42 → 48 approx. 0.25 VA/100 → 130 approx. 0.6 VA/187 → 264 approx. 1.2 VA/360 → 440 approx. 1.65 VA
Vibration resistance	50 m/s ² (10-500 Hz) IEC 068-2-6
Test voltage for AC models	2 000 V~ 50 Hz
Weight (g)	50

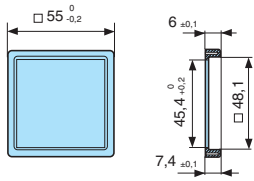
Dimensions (mm)

Panel mounted

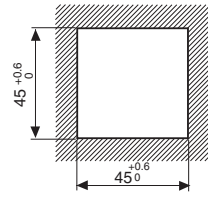


1 Screw terminals

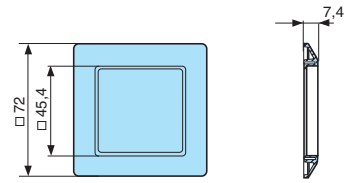
26546846 - Adaptor for 55 x 55 mm cut-out



Panel cut-out



26546842 - Adaptor for 72 x 72 mm cut-out



26546845 - DIN rail mounted

