

DS126C2

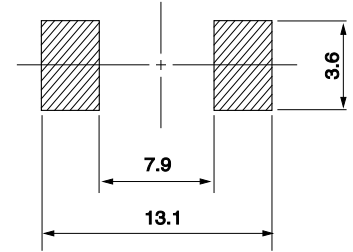
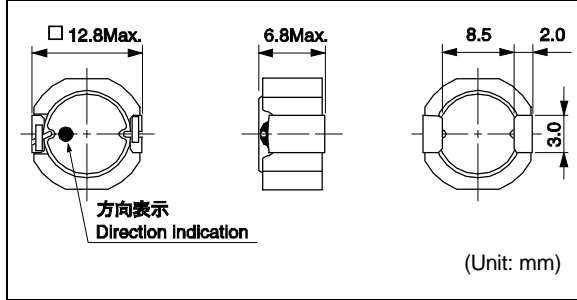
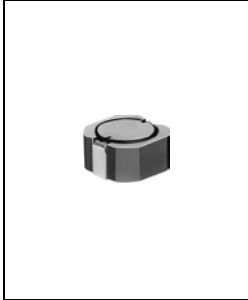
85
°C

RoHS

REACH

Inductance Range: 1.7~680μH

Recommended patterns
推荐焊盘尺寸



FEATURES 特点

- 12.8mm Max. square and 6.8mm Max. height.
- Magnetically shielded construction and low DC resistance.
- Suitable for large current.
- Ideal for DC-DC converter inductor applications.
- Operating temperature : -40~+85°C
- 最大12.8毫米的平面，最大高度6.8毫米
- 磁性屏蔽结构和低直流电阻
- 适合于大电流
- DC-DC转换器电感器的理想选择
- 使用温度范围：-40~+85°C

STANDARD PART NUMBERS 标准零件号码

TYPE DS126C2 (Quantity/reel; 500 PCS)

零件号码	电感值 ⁽¹⁾	公差	最大直流电阻 ⁽²⁾ (典型)	最大电感值减小电流 ⁽³⁾ (典型)		最大温度上升电流 ⁽³⁾ (典型)
Part Number	Inductance ⁽¹⁾ (μH)	Tolerance (%)	DC Resistance ⁽²⁾ (mΩ) Max.(Typ.)	Inductance Decrease Current ⁽³⁾ (A) Max.(Typ.)		Temperature Rise Current ⁽³⁾ ΔT=40°C (A) Max. (Typ.)
				ΔL/L=10%	ΔL/L=30%	
#B953AS-1R7N=P3	1.7	± 30	10 (8)	11.8 (15.8)	15.8 (21.1)	7.7 (9.6)
#B953AS-2R7N=P3	2.7	± 30	11 (9)	9.0 (12.1)	11.9 (15.9)	7.0 (8.8)
#B953AS-3R9N=P3	3.9	± 30	14 (11)	7.9 (10.6)	10.3 (13.8)	6.0 (7.6)
#B953AS-5R6N=P3	5.6	± 30	16 (13)	6.8 (9.1)	8.9 (11.9)	5.6 (7.1)
#B953AS-7R5N=P3	7.5	± 30	17 (14)	5.7 (7.7)	7.5 (10.0)	5.1 (6.3)
#B953AS-100M=P3	10	± 20	23 (19)	5.5 (7.4)	7.3 (9.8)	4.4 (5.5)
#B953AS-120M=P3	12	± 20	27 (22)	5.0 (6.7)	6.5 (8.7)	4.0 (5.0)
#B953AS-150M=P3	15	± 20	32 (26)	4.5 (6.0)	5.9 (7.9)	3.6 (4.5)
#B953AS-180M=P3	18	± 20	40 (33)	4.1 (5.6)	5.5 (7.3)	3.2 (4.0)
#B953AS-220M=P3	22	± 20	46 (38)	3.6 (4.8)	4.6 (6.2)	2.9 (3.8)
#B953AS-270M=P3	27	± 20	50 (41)	3.2 (4.3)	4.2 (5.6)	2.8 (3.6)
#B953AS-330M=P3	33	± 20	64 (53)	3.0 (4.0)	3.9 (5.2)	2.4 (3.1)
#B953AS-390M=P3	39	± 20	74 (61)	2.7 (3.6)	3.5 (4.7)	2.2 (2.8)
#B953AS-470M=P3	47	± 20	82 (68)	2.4 (3.3)	3.3 (4.4)	2.1 (2.6)
#B953AS-560M=P3	56	± 20	105 (87)	2.0 (2.7)	2.6 (3.5)	1.9 (2.4)
#B953AS-680M=P3	68	± 20	120 (96)	1.7 (2.3)	2.3 (3.1)	1.7 (2.2)
#B953AS-820M=P3	82	± 20	145 (120)	1.6 (2.3)	2.2 (2.9)	1.6 (2.1)
#B953AS-101M=P3	100	± 20	170 (140)	1.5 (2.0)	2.0 (2.6)	1.4 (1.8)
#B953AS-121M=P3	120	± 20	185 (150)	1.3 (1.9)	1.8 (2.4)	1.3 (1.7)
#B953AS-151M=P3	150	± 20	235 (195)	1.2 (1.6)	1.6 (2.1)	1.2 (1.5)
#B953AS-181M=P3	180	± 20	290 (240)	1.1 (1.5)	1.5 (2.0)	1.1 (1.4)
#B953AS-221M=P3	220	± 20	350 (290)	1.0 (1.4)	1.3 (1.8)	1.0 (1.3)
#B953AS-271M=P3	270	± 20	415 (345)	0.93 (1.2)	1.2 (1.6)	0.92 (1.2)
#B953AS-331M=P3	330	± 20	495 (410)	0.83 (1.1)	1.1 (1.5)	0.83 (1.1)
#B953AS-391M=P3	390	± 20	610 (505)	0.76 (1.0)	1.0 (1.4)	0.77 (1.0)
#B953AS-471M=P3	470	± 20	705 (585)	0.67 (0.90)	0.89 (1.2)	0.70 (0.90)
#B953AS-561M=P3	560	± 20	900 (750)	0.62 (0.83)	0.83 (1.1)	0.64 (0.81)
#B953AS-681M=P3	680	± 20	1120 (930)	0.55 (0.74)	0.72 (0.97)	0.58 (0.73)

(1) Inductance is measured with a LCR meter 4284A (Agilent Technologies) or equivalent. Test frequency at 100kHz
 (2) DC resistance is measured with 34420A (Agilent Technologies) or 3541(HIOKI). (Reference ambient temperature 25°C)
 (3) Maximum allowable DC current is that which causes a 10% inductance reduction from the initial value, or coil temperature to rise by 40°C whichever is smaller.(Reference ambient temperature: 20°C)

(1) LCR仪表4284A (Agilent技术)或者功能相同的仪器在100kHz下测试电感值。
 (2) 通过数码万用表34420A (Agilent技术) 或者3541(HIOKI)测试直流电阻。(环境温度为25°C)
 (3) 允许最大直流电的范围是以下两者中比较小的一个：引起电感值从最初值降低10%，或者线圈温度升高40°C。(参考周围环境温度20°C)。