

1

2

3

4

5

6

7

A

A

B

B

C

C

D

D

E

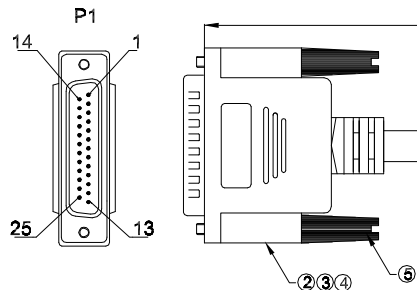
E

F

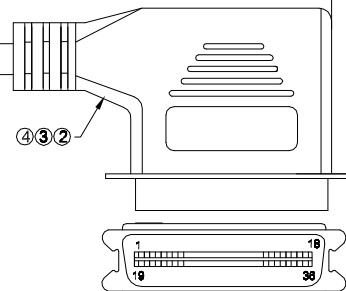
F

| PIN ASSIGNMENT | | |
|----------------|-------|--------|
| P1 | | P2 |
| 1 | _____ | 1 |
| 2 | _____ | 2 |
| 3 | _____ | 3 |
| 4 | _____ | 4 |
| 5 | _____ | 5 |
| 6 | _____ | 6 |
| 7 | _____ | 7 |
| 8 | _____ | 8 |
| 9 | _____ | 9 |
| 10 | _____ | 10 |
| 11 | _____ | 11 |
| 12 | _____ | 12 |
| 13 | _____ | 13 |
| 14 | _____ | 14 |
| 15 | _____ | 32 |
| 16 | _____ | 31 |
| 17 | _____ | 36 |
| 18 | _____ | 33 |
| 19 | _____ | 19 |
| 20 | _____ | 21 |
| 21 | _____ | 23 |
| 22 | _____ | 25 |
| 23 | _____ | 27 |
| 24 | _____ | 29 |
| 25 | _____ | 30 |
| SHIELD | D | SHIELD |

P1(DB25P MALE)



2000±50mm

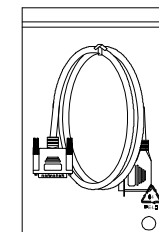
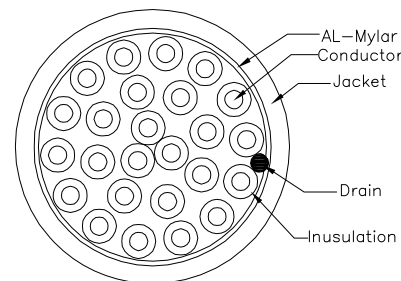


P2(CN36P MALE RIGHT ANGLE)

NOTES:

- 1.cable: 28AWG*25C+D+AL/MY, JACKET COLOR: BEIGE
- 2.CONNECTOR:
- P1:DB 25P/M,SOLDER,BLUE INSULATION,GOLD FLASH PLATED CONTACTS, NICKEL PLATED SHELL
- P2:CN 36P/M,SOLDER,BLUE INSULATION,GOLD FLASH PLATED CONTACTS, NICKEL PLATED SHELL
- 3.HOOD: MOLDED TYPE,PVC 45P,COLORIBEIGE
- 4.INSIDE MOLDING:TRANSPARENT PE
- 5.THUMB SCREW:#4-40 UNC, MOLDED TYPE, PVC 45P, COLOR: BEIGE
- 6.ELECTRICIE TEST:
- (1)100% OPEN SHORT &MIS WIRE TEST
- (2) CONTACT RESISTANCE 3 OHM MAX.
- (3) INSULATION RESISTANCE 10M OHM MIN.
- (4) HI-POT TEST:DC 300V/10MS

Cross section:



RoHS compliant
Unit: mm

| Scale | FREE | | | | | Date | Name | Customer-No. | |
|-----------|------|-----|--------------|------------|----------|------------|--------|-----------------|---------|
| TOLERANCE | | | | | Drawn | 30.10.2013 | Joanna | | |
| X. | ±X | | | | Approved | 30.10.2013 | Joanna | ASSMANN WSW-No. | |
| X.X | ±X | | | | | | | AK525-2-R | |
| X.XX | ±X | | | | | | | Drawing-No. | |
| DIM | TOL | | | | | | | ASS 4981 CA | rev00 |
| X.° | ± 2° | ① | Drawn | 30.10.2013 | Joanna | | | | |
| Angle | TOL | Id. | Modification | Date | Name | | | | Replace |

1

2

3

4

5

6

7

G

G

H

H