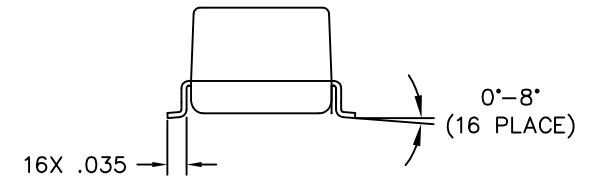
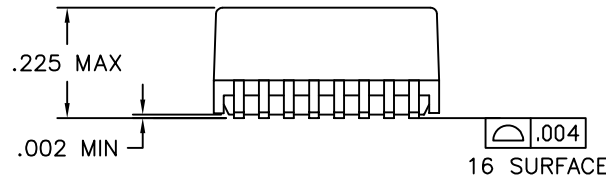
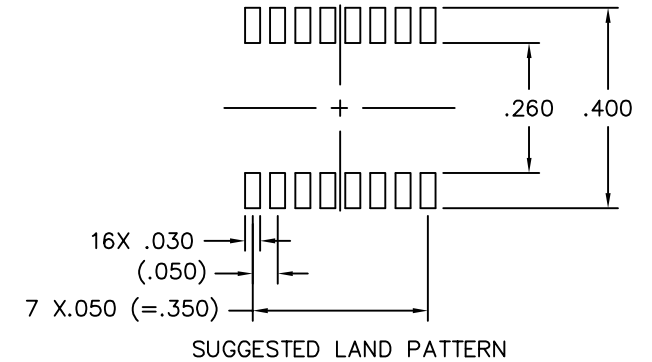
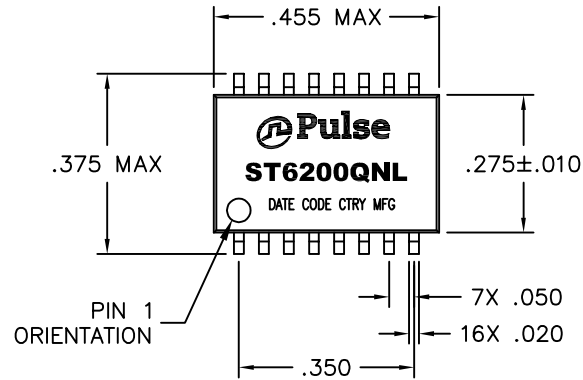


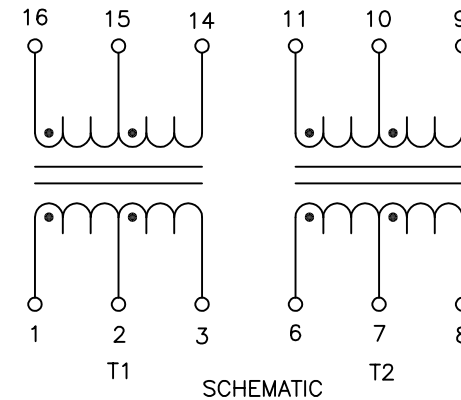
NOTES: UNLESS OTHERWISE SPECIFIED

1. ROHS COMPLIANT
2. PLASTIC: THERMOSET PLASTIC MATERIAL WITH FLAMMABILITY RATING UL 94V-0 OR BETTER.
3. SOLDERABILITY: CONFORMS TO ANSI/J-STD-002, 245°C REFLOW PEAK TEMPERATURE PER IPC/EIA J-STD-003A
4. OPERATING TEMPERATURE: 0°C TO +70°C
5. STORAGE TEMPERATURE: -20°C TO +125°C
6. JEDEC MOISTURE: LEVEL 1.
7. DIMENSIONS ARE IN INCHES WITH THE FOLLOWING TOLERANCES:
.XX= ±.01 .XXX= ±.005



ELECTRICAL CHARACTERISTICS AT +25°C

PARAMETER	SPECIFICATIONS
TURNS RATIO @ 300 KHz	(6-8):(11-9) = 1:1, ±2% (1-3):(16-14) = 1:1, ±2%
PRIMARY INDUCTANCE: @ 20 mV, 100 KHz	(1-3) = (6-8) = 28 uH MINIMUM
DC RESISTANCE	(1-3) = .200 OHMS MAXIMUM (14-16) = .200 OHMS MAXIMUM (6-8) = .200 OHMS MAXIMUM (9-11) = .200 OHMS MAXIMUM
LEAKAGE INDUCTANCE: @ 20 mV, 1 MHz	(1-3) WITH (16-14) SHORTED = 70 nH MAXIMUM (6-8) WITH (11-9) SHORTED = 70 nH MAXIMUM
CWW	(1-3) TO (14-16) = 4 pF MAXIMUM (6-8) TO (11-9) = 4 pF MAXIMUM
HIPOT	1500 VRMS FOR 60 SECONDS



PULSE CONFIDENTIAL & PROPRIETARY	PRODUCT DESCRIPTION	PS DRAWING	SHEET:	DWG. NO./ PART NO.	REV.
	XFMR,DUAL,SM-1,SMD,1CT:1CT	PS-2400.001-B	1	ST6200QNL	M15