

Thermofit[®] Molded Parts

Specification Control Drawing

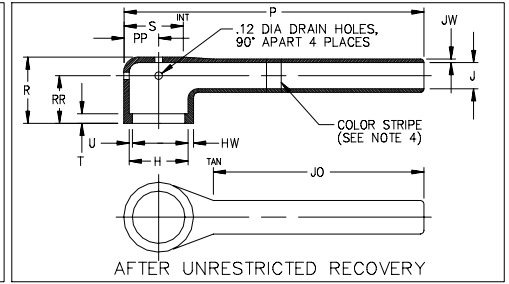
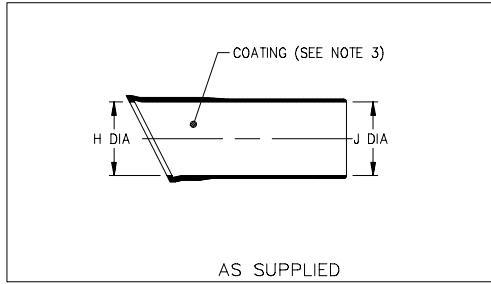
Limited Distribution

Part Number : 222D2XX-X-61
 Description : Boot, 90°, With Lip, Thinwall

NOTES

- All dimensions are in $\frac{\text{inches}}{\text{[millimeters]}}$
- Dimensions appearing in table are as follows:
 - a - As Supplied
 - b - After Unrestricted Recovery
- Coating is optional. As supplied dimensions appearing in table are for uncoated parts. When coating is added, entry diameters will be reduced by .06 max.
- Parts shall have color stripe .12 wide x 360° around outside surface approx. As shown and must meet requirements set forth in MS-3117 colors shall be as follows:

DASH NO.	COLOR
-3	WHITE
-4	RED
-12	YELLOW



PART NUMBER	H		J			P ±10%	R Ref	S Ref	T Ref	U Ref	JO ±10%	RR ±10%	PP ±10%	HW ±20%	JW ±20%
	Min	Max	Min -3,-4	Min -12	Max										
222D211-X-61	.88 [22,4]	.45 [11,4]	.88 [22,4]	.55 [14,0]	.25 [6,4]	4.14 [105,2]	.73 [18,5]	.47 [11,9]	.12 [3,05]	.04 [1,02]	3.45 [87,6]	.47 [11,9]	.27 [6,9]	.06 [1,52]	.045 [1,14]
222D221-X-61	1.01 [25,7]	.59 [15,0]	1.01 [25,7]	.63 [16,0]	.29 [7,4]	4.88 [124,0]	.78 [19,8]	.60 [15,2]	.12 [3,05]	.04 [1,02]	3.90 [99,1]	.47 [11,9]	.33 [8,4]	.06 [1,52]	.045 [1,14]
222D232-X-61	1.16 [29,5]	.74 [18,8]	1.16 [29,5]	.72 [18,3]	.33 [8,4]	5.76 [146,3]	.82 [20,8]	.75 [19,1]	.12 [3,05]	.04 [1,02]	4.50 [114,3]	.47 [11,9]	.41 [10,4]	.07 [1,78]	.045 [1,14]
222D242-X-61	1.34 [34,0]	.90 [22,9]	1.34 [34,0]	.84 [21,3]	.38 [9,7]	6.78 [172,2]	.86 [21,8]	.90 [22,9]	.12 [3,05]	.04 [1,02]	5.22 [132,6]	.47 [11,9]	.48 [12,2]	.07 [1,78]	.045 [1,14]
222D253-X-61	1.47 [37,3]	1.16 [29,5]	1.47 [37,3]	.91 [23,1]	.41 [10,4]	7.29 [185,2]	.96 [24,4]	1.15 [29,2]	.12 [3,05]	.065 [1,65]	5.66 [143,8]	.47 [11,9]	.61 [15,5]	.08 [2,03]	.045 [1,14]
222D263-X-61	1.72 [43,7]	1.34 [34,0]	1.72 [43,7]	1.07 [27,2]	.48 [12,2]	8.41 [213,6]	1.08 [27,4]	1.32 [33,5]	.12 [3,05]	.065 [1,65]	6.66 [169,2]	.47 [11,9]	.72 [18,3]	.08 [2,03]	.045 [1,14]
222D274-X-61	1.97 [50,0]	1.62 [41,1]	1.97 [50,0]	1.24 [31,5]	.56 [14,2]	8.84 [224,5]	1.16 [29,5]	1.59 [40,4]	.12 [3,05]	.065 [1,65]	6.82 [173,2]	.47 [11,9]	.83 [21,1]	.09 [2,29]	.055 [1,40]
222D285-X-61	2.47 [62,7]	1.85 [47,0]	2.47 [62,7]	1.54 [39,1]	.69 [17,5]	8.95 [227,3]	1.31 [33,3]	1.81 [46,0]	.12 [3,05]	.08 [2,03]	6.62 [168,1]	.63 [16,0]	.95 [24,1]	.10 [2,54]	.055 [1,40]
222D296-X-61	2.73 [69,3]	2.35 [59,7]	2.73 [69,3]	1.70 [43,2]	.77 [19,6]	9.19 [233,4]	1.38 [35,1]	2.28 [57,9]	.12 [3,05]	.08 [2,03]	6.19 [157,2]	.63 [16,0]	1.18 [30,0]	.10 [2,54]	.055 [1,40]
222D299-X-61	3.22 [81,8]	2.64 [67,1]	3.22 [81,8]	2.01 [51,1]	.90 [22,9]	9.33 [237,0]	1.75 [44,5]	2.55 [64,8]	.12 [3,05]	.08 [2,03]	5.95 [151,1]	.63 [16,0]	1.31 [33,3]	.10 [2,54]	.055 [1,40]

Raychem

RAYCHEM CORPORATION
 300 CONSTITUTION DRIVE
 MENLO PARK, CALIFORNIA 94025

Revision : B
 Date : 10/13/94

Part Number : 222D2XX-X-61
 Description : Boot, 90°, With Lip, Thinwall

Thermofit[®] Molded Parts

Specification Control Drawing

Limited Distribution

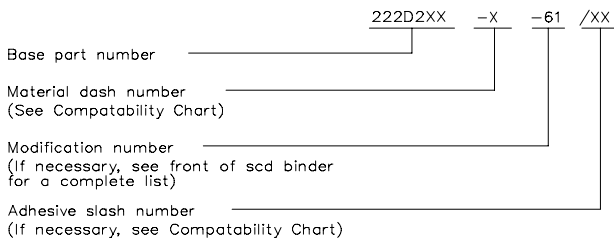
Part Number : 222D2XX-X-61
 Description : Boot, 90°, With Lip, Thinwall

COMPATABILITY CHART

MATERIAL DASH NO.	MATERIAL DESCRIPTION	RT SPEC	COATING SLASH NO.	COATING S NO.	COATING DESCRIPTION
-3	Polyolefin, Semi-rigid	RT-301	/42	S-1017	Adhesive
-4	Polyolefin, Flexible	RT-1304	/42	S-1017	Adhesive
-12	*VITON, Flexible	RT-1312	N/A		

*VITON is a Registered Trademark of Dupont

ORDERING INFORMATION



THIS DRAWING IS SUBJECT TO CHANGE WITHOUT NOTICE; CONSULT YOUR
 NEAREST FIELD REPRESENTATIVE FOR CURRENT REVISION

If this document is printed it becomes uncontrolled.
 Check for the latest revision.

Raychem

RAYCHEM CORPORATION
 300 CONSTITUTION DRIVE
 MENLO PARK, CALIFORNIA 94025

Revision : B
 Date : 10/13/94

Part Number : 222D2XX-X-61
 Description : Boot, 90°, With Lip, Thinwall

CAD FILE MP94294