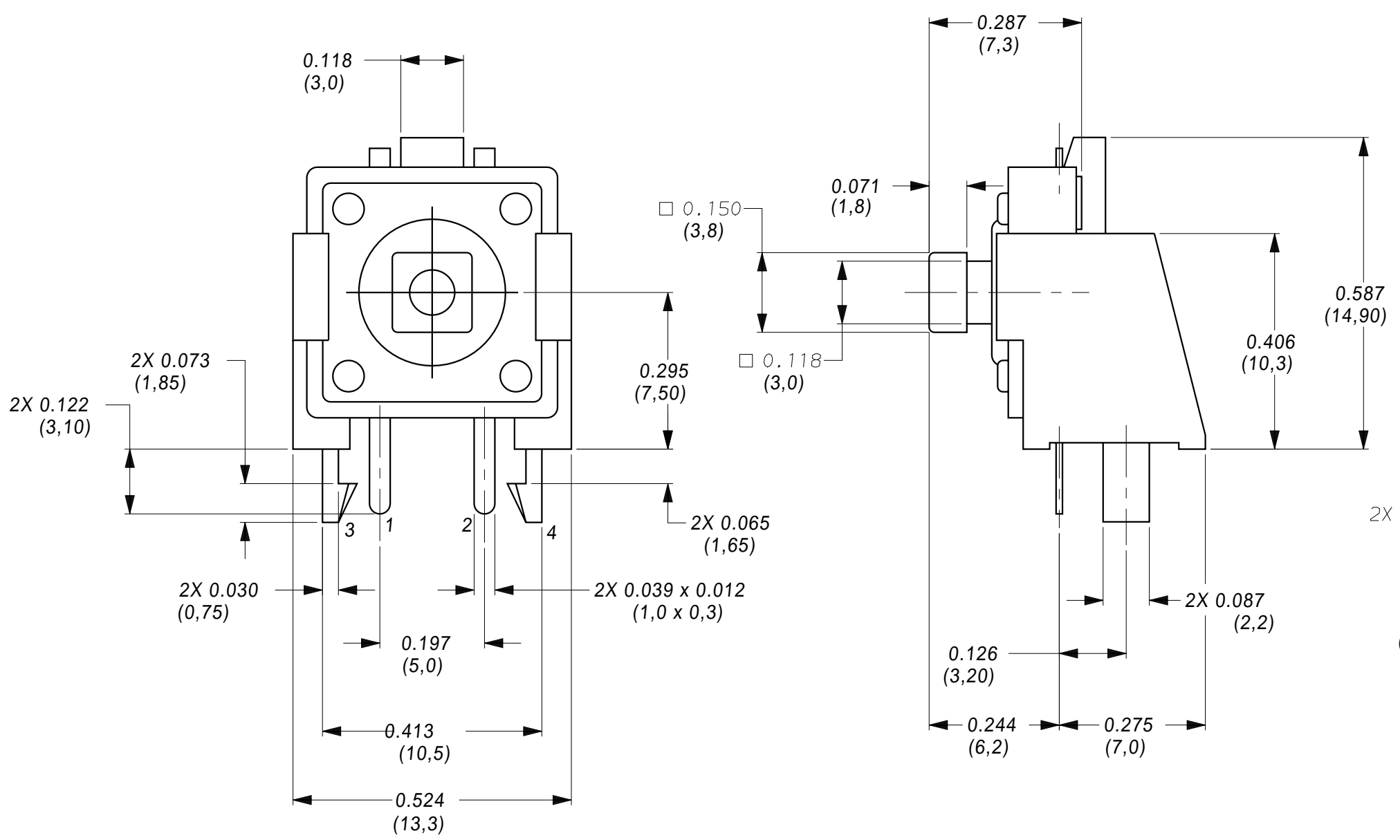
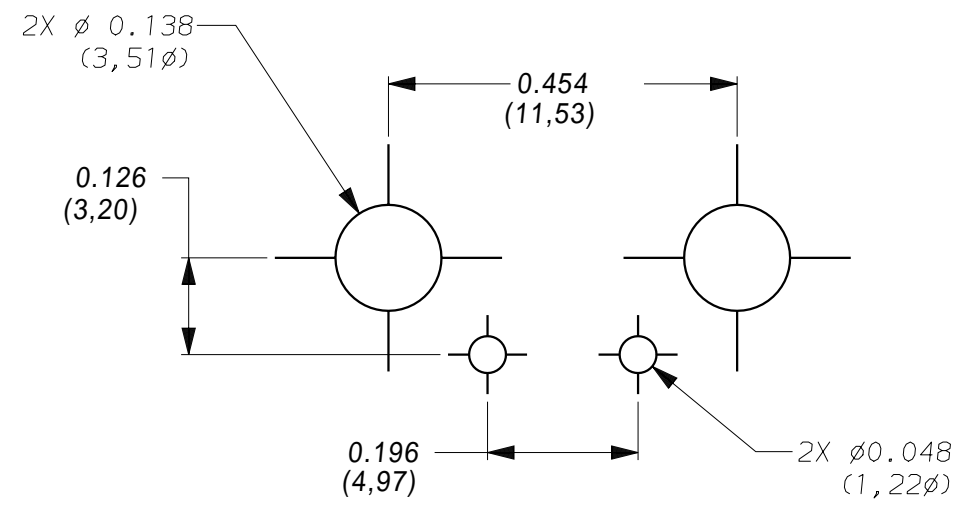


REVISIONS				1
ECN	SYM	DESCRIPTION	DATE	APPROVAL
	1	CREATE NEW DWG	7/1/04 KON	



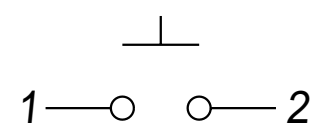
MODEL NO.	ACTUATION FORCE	ACTUATOR COLOR
PTS125VJM73	160g TYP.	GRAY



P.C. LAYOUT

CAD FILE NO.: pts125vjm73-ol\_1

CIRCUIT DIAGRAM



<p>ALL DIMS. AND TOLS. PER ANSI Y14.5</p> <p>THIS DOCUMENT AND THE INFORMATION IN IT IS THE EXCLUSIVE PROPERTY OF C&amp;K COMPONENTS, INC. AND IS NOT TO BE USED OR DISCLOSED WITHOUT THE EXPRESS WRITTEN PERMISSION OF C&amp;K COMPONENTS, INC.</p> <p><input checked="" type="checkbox"/> CRITICAL - MUST COMPLY WITH C&amp;K QUALIFICATION STD. CKQI0019</p> <p><input type="checkbox"/> MAJOR DIMENSION</p>	<p>UNLESS OTHERWISE SPECIFIED DIMENSIONS ARE IN INCHES</p> <p>TOLERANCES</p> <table border="1"> <tr> <th>DECIMAL</th> <th>ANGULAR</th> </tr> <tr> <td>.XX±</td> <td>±</td> </tr> <tr> <td>.XXX±</td> <td>.012(0,3)</td> </tr> </table>	DECIMAL	ANGULAR	.XX±	±	.XXX±	.012(0,3)	<p>C&amp;K P/N: PTS125VJM73</p> <p><b>C&amp;K</b><sup>®</sup> COMPONENTS, INC.</p>	<p>REV. 1</p> <p>SHT.NO. OF</p>
	DECIMAL	ANGULAR							
	.XX±	±							
	.XXX±	.012(0,3)							
<p>SCALE 4:1</p> <p>DRAWN K.ONEIL</p>	<p>DATE 7/1/04</p> <p>APPROVED</p>								
<p>CAD FILE NO.: pts125vjm73-ol_1</p>									
<p>REV. 1</p>									