CONN SIZE	FILTER DESIGNATION	FILTER CIRCUITS	CAPACITANCE VALUE	CAPACITANCE TOLERANCE	3 dB MAX CUTOFF FREQ (MHz)	DIELECTRIC WITHSTANDING VOLTAGE	I.R. RATING	CONTACT RATING	CONTACT RESIST	WORKING VOLTAGE DC −55°C TO +125°C	MINIMUM INSERTION LOSS−DECIBELS (dB) 10 MHz	20 MHz	50 MHz	100 MHz	500 MHz	1 GHz	2 GHz	5 GHz
15	010	FT	120pF	+30% −30%	40	300V	1Gohm	5A	.010 OHM MAX	100V	–	–	–	3	15	21	–	–

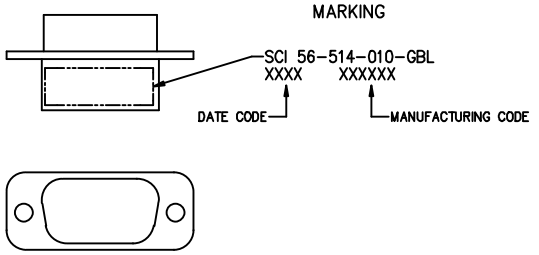

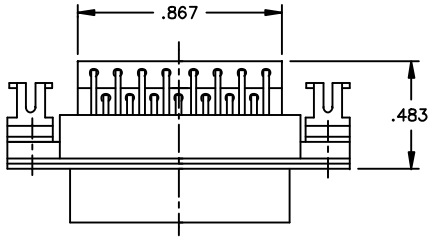

FILTER ELEMENT LOCATION

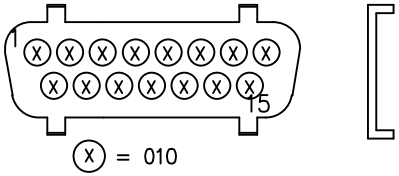

SOCKET VIEW

† ALL TEST CONDITIONS AT 25°C. 50% RELATIVE HUMIDITY.
CAP. PER MIL−STD−202 METHOD 305, 1.0 VRMS MAX. 1KHz.
D.W.V. PER MIL−STD−202 METHOD 301, 1−5 SEC. 50 mA MAX.
I.R. PER MIL−STD−202 METHOD 302.
I.L. PER MIL−STD−220, NO LOAD CONDITION.

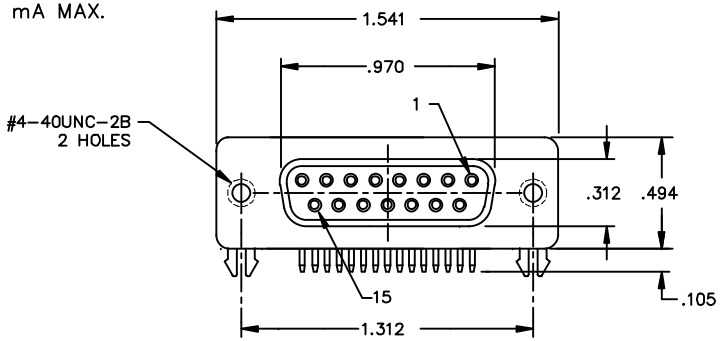

NOTE:
SHELL: STEEL, TIN PLATED.
INSULATOR: UL 94V−0
CONTACT; COPPER ALLOY, .000015 GOLD PLATED IN SOCKET CONTACT MATING AREA.

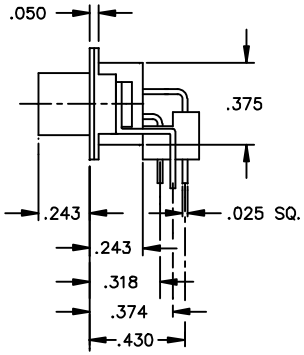

THIS DOCUMENT CONTAINS PROPRIETARY INFORMATIONAND IS COPYRIGHTED. EXCEPT WITH THE WRITTEN PERMISSION OF SPECTRUM CONTROL INC., OR ITS SUBSIDIARIES, SUCH INFORMATION SHALL NOT BE PUBLISHED OR DISCLOSED TO OTHERS OR USED FOR ANY PURPOSE AND THIS DOCUMENT SHALL NOT BE DUPLICATED IN WHOLE OR IN PART.

REV. NO.	CHANGE NOTICE
6	CN 40722−ENG
5	CN 211311
4	CN 199117

UNLESS OTHERWISE SPECIFIED DIMENSIONS ARE IN INCHES.

CADD SCALE: FULL
PLOT SCALE: 2x

TOLERANCES UNLESS OTHERWISE SPECIFIED
Fractions ± 1/64
Dec. .xx±
Dec. .xxx± .015
Angles ±0° 30'

CODE IDENT. NO. OLSP2

SPECTRUM CONTROL INC.
FAIRVIEW, PENNSYLVANIA

Dwn. KRDZALIC
Date 3−24−08
Engr. GRUNAUER
Sheet 1 of 1

Description: 15 POSITION LOW PROFILE,SKT.RT.ANGLE FILTERED CONNECTOR

B 56−514−010−GBL

Quality Products From The Specialists In Electro−Magnetic Compatibility