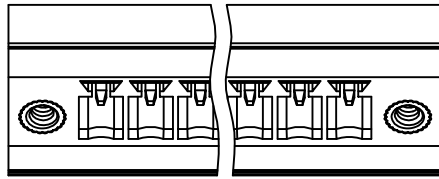


SIGN	DATE	DESCRIPTION	APPROVER
		THIS IS CAD DRAWING, DO NOT REVISE MANUALLY!!!	



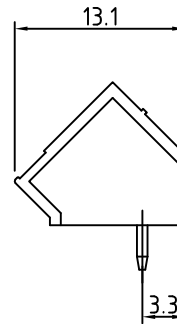
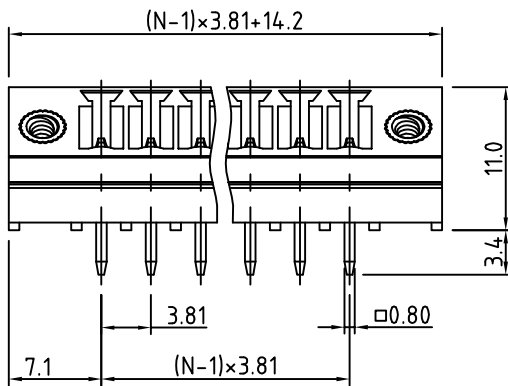
Material

- Contact pin: Brass
- Surface of solder tail: Tin plated
- Flange screw nut: Brass M2.5
- Insulator (housing): Thermoplastic (UL94V-0)

Electrical cULus/VDE

- Voltage rating: 300VAC/300VAC
- Current rating: 8A/10A
- Withstanding Voltage: 1.6KV/2.5KV
- Operating temperature: -30°C to +105°C
- Soldering temperature: 250°C±10°C/5 Sec
- Safety Approval:

RoHS Compliant



N=Number of poles

PART NUMBER:

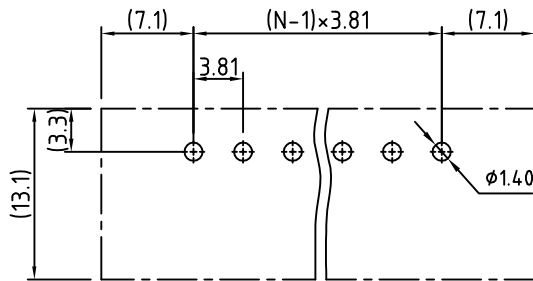
OSTVKXX3250

No. of Poles
02: 2 Poles
:
:
24: 24 Poles

COLOR

- 0: Black
- 5: Green (Standard)
- 6: Blue
- 8: Grey

P.C.B LAYOUT



THESE DRAWINGS AND SPECIFICATIONS ARE THE PROPERTY OF ON-SHORE TECHNOLOGY, INC. AND SHALL NOT BE REPRODUCED, COPIED OR USED IN ANY MANNER WITHOUT THE PRIOR WRITTEN CONSENT OF ON-SHORE TECHNOLOGY, INC.



TITLE		OSTVK - 3.81mm Series with flange 45° 2p-24p				
PART NO.		OSTVKXX3250		DWG NO.		OSTVKXX3250.DWG
APPROVED	CHECKED	DESIGNED	DRAWN	CUST NO.	Tolerance	
Shi Jun 2006.10.23	Marvin 2006.10.23	Marvin 2006.10.23	Marvin 2006.10.23		UNIT: mm	X. ±0.50
					SCALE: NONE	X.X ±0.30
					REV: D	X.XX ±0.10
SHEET: 01/01						X° ±1°