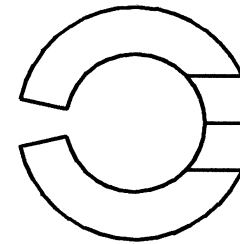
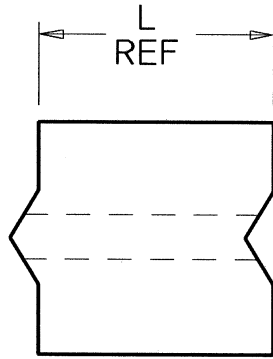


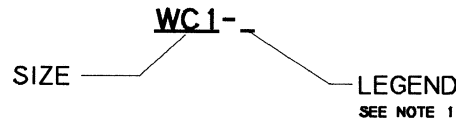
WC3-BLANK
 ASSEMBLY STICK SHOWN
 WITH 30 CLIP TAGS



FULL SCALE



DESCRIPTION OF PART NUMBER



L	GAUGE	WIRE O.D. (inches)	PART NUMBER
.096	22	.039 - .055	WC1-__
.096	18	.055 - .071	WC2-__
.140	18-16	.075 - .104	WC3-__
.137	16	.102 - .138	WC6-__
.140	16-10	.128 - .177	WC9-__
.156	10	.177 - .236	WC12-__

NOTES:

1) AVAILABLE STANDARD LEGENDS INCLUDE: 0-9, A TO Z, AND BLANK

INVENTORS	HellermannTyton		DIMENSIONS TOLERANCES UNLESS OTHERWISE SPECIFIED units inches	PART	number SEE CHART	phase PRODUCTION	DRAWING	FORMAT AH version L	CAD	PD	scale 10X		
	ALL PROPRIETARY RIGHTS IN THIS SUBJECT MATTER SHOWN ON THIS DRAWING ARE EXCLUSIVE PROPERTY OF HELLERMANNTYTON				name	CLIP-TAGS		computer file number	previous number				
	name	date			city, state	material		drawn	checked	approved	type	SERIES	sheet 1 of 1
	REVISION				level	date 03/23/99		ECN # 001168	part level A	WM\SER\2000001A			A.A.M.