


## Printed-circuit board connector - TVFKC 1,5/ 3-ST - 1713842

Please be informed that the data shown in this PDF Document is generated from our Online Catalog. Please find the complete data in the user's documentation. Our General Terms of Use for Downloads are valid (<http://download.phoenixcontact.com>)

Plug component, Nominal current: 10 A, Rated voltage (III/2): 320 V, Number of positions: 3, Pitch: 5 mm, Connection method: Spring-cage connection, Color: green, Contact surface: Tin



The figure shows a 10-position version of the product

### Product Features

- ✓ For 90° actuation in relation to the conductor axis, the TVFKCL 1,5 extended design is required in the lower level of the ME housing
- ✓ Front TWIN connection for 1.5 mm<sup>2</sup>
- ✓ Additional actuation option of 90° in relation to the conductor axis



### Key commercial data

Packing unit	1 pc
Minimum order quantity	50 pc
Weight per Piece (excluding packing)	4.77 GRM
Custom tariff number	85366990
Country of origin	Poland

### Technical data

#### Dimensions

Pitch	5 mm
Dimension a	10 mm

#### General

Range of articles	TVFKC 1,5/..-ST
Insulating material group	I
Rated surge voltage (III/3)	4 kV
Rated surge voltage (III/2)	4 kV
Rated surge voltage (II/2)	4 kV
Rated voltage (III/3)	250 V

# Printed-circuit board connector - TVFKC 1,5/ 3-ST - 1713842

## Technical data

### General

Rated voltage (III/2)	320 V
Rated voltage (II/2)	630 V
Connection in acc. with standard	EN-VDE
Nominal current I <sub>N</sub>	10 A
Nominal cross section	1.5 mm <sup>2</sup>
Maximum load current	10 A
Insulating material	PA
Inflammability class according to UL 94	V0
Stripping length	8 mm
Number of positions	3

### Connection data

Conductor cross section solid min.	0.2 mm <sup>2</sup>
Conductor cross section solid max.	1.5 mm <sup>2</sup>
Conductor cross section stranded min.	0.2 mm <sup>2</sup>
Conductor cross section stranded max.	1.5 mm <sup>2</sup>
Conductor cross section stranded, with ferrule without plastic sleeve min.	0.25 mm <sup>2</sup>
Conductor cross section stranded, with ferrule without plastic sleeve max.	1.5 mm <sup>2</sup> Only together with CRIMPFOX ZA3
Conductor cross section stranded, with ferrule with plastic sleeve min.	0.25 mm <sup>2</sup>
Conductor cross section stranded, with ferrule with plastic sleeve max.	1.5 mm <sup>2</sup> Only together with CRIMPFOX ZA3
Conductor cross section AWG/kcmil min.	24
Conductor cross section AWG/kcmil max.	16
Minimum AWG according to UL/CUL	24
Maximum AWG according to UL/CUL	16

## Classifications

### eCl@ss

eCl@ss 4.0	272607xx
eCl@ss 4.1	27260701
eCl@ss 5.0	27260701
eCl@ss 5.1	27260701
eCl@ss 6.0	27260704
eCl@ss 7.0	27440402
eCl@ss 8.0	27440402

### ETIM

ETIM 3.0	EC001121
----------	----------

# Printed-circuit board connector - TVFKC 1,5/ 3-ST - 1713842

## Classifications

### ETIM

ETIM 4.0	EC002638
ETIM 5.0	EC002638

### UNSPSC

UNSPSC 6.01	30211810
UNSPSC 7.0901	39121409
UNSPSC 11	39121409
UNSPSC 12.01	39121409
UNSPSC 13.2	39121409

## Approvals

### Approvals


#### Approvals


UL Recognized / cUL Recognized / GOST / GOST / cULus Recognized

#### Ex Approvals

#### Approvals submitted

## Approval details



UL Recognized 		
	B	D
mm <sup>2</sup> /AWG/kcmil	24-16	24-16
Nominal current I <sub>N</sub>	8 A	8 A
Nominal voltage U <sub>N</sub>	300 V	300 V

cUL Recognized 		
	B	D
mm <sup>2</sup> /AWG/kcmil	24-16	24-16

# Printed-circuit board connector - TVFKC 1,5/ 3-ST - 1713842

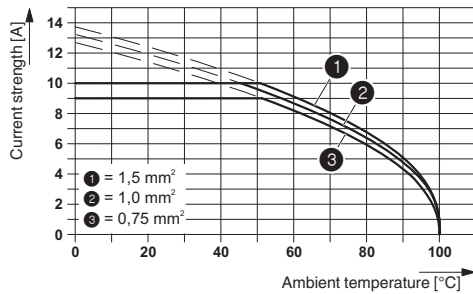
## Approvals

	B	D
Nominal current I <sub>N</sub>	8 A	8 A
Nominal voltage U <sub>N</sub>	300 V	300 V



## Drawings

Diagram



Dimensioned drawing

